1111 Bayou Road
La Marque, Texas 77568
409.938.9202

LA MARQUE CITY COUNCIL
LA MARQUE CITY COUNCIL CHAMBERS
1109-B BAYOU ROAD
LA MARQUE, TEXAS 77568
REGULAR MEETING
July 25, 2011
6:00 P.M.

(1) ROLL CALL –

(2) INVOCATION –

(3) PLEDGE –

(4) PRESENTATION –
a. Water Billing Schedule and Changes – Karen Cooper; Director of Finance

(5) APPROVAL OF MINUTES -
a. Regular Meeting of July 11, 2011

(6) REPORT FROM CITY MANAGER –
The following items and departments may be discussed; however, no action will be taken: Public Works, Judicial, Library, Police, Fire, Building Department, Fire Marshal, Finance and the Economic Development Corporation.

(7) CITIZENS' REQUEST FOR HEARING –
Comments from the Public: (At this time, any person with city-related business who has signed up may speak to Council. In compliance with Texas Open Meeting Act the City Council may not deliberate on comments. Personal attacks will not be allowed, and personnel matters should be addressed to the City Manager during normal business hours.)

(8) FIRST READING OF ORDINANCES –

a. **Ordinance Number 1052** – An Ordinance of the City of La Marque, Texas, Providing for the Vacation, Abandonment and Closing of a Part of the 20 Foot Waterway Located within the City of La Marque, Texas.

(9) SECOND READING OF ORDINANCES (A PUBLIC HEARING WILL BE HELD) –

a. **Ordinance Number 1051** – An Ordinance Amending Chapter 8, Article I of the Code of Ordinances of the City of La Marque, Texas; by Adding a New Section to be Known as Section 8.16 Prohibiting the Chaining or Tethering of Dogs and Mandating that Dog Enclosures Must Provide 150 Square Feet of Space.

(10) NEW BUSINESS –

a. Consider, Discuss and Approve the Resignation of Carolyn E. Anderson as City Clerk
b. Consider, Discuss and Approve Agreement for Interim-City Clerk Services with Texas First Group Replacement Service, Inc. and Appoint Martha Gillett as Interim-City Clerk.
c. Consider, Discuss and Approve the Comprehensive Annual Financial Report for the Fiscal Year Ended September 30, 2010.
d. Consider, Discuss and Approve Financial Quarterly Investment Report Ending June 30, 2011.
e. Consider, Discuss and Approve the Change Order #2 to Balance LJA Project 019-085D-4 Cedar Drive Improvements IH-45 to SH3 in the amount of $51,905.24.

f. Consider, Discuss and Approve the Final Payment and Release of Retainage in the Amount of $190,131.17 to Angel Brothers Enterprises, LTD. to Close out of LJA Project 019-085D-4 Cedar Drive Improvements IH-45 to SH3. This Final Payment Will Close Out the Project at a Total Cost of $3,494,488.49.

g. Consider, Discuss and Approve Resolution Number 1164 – Amending Resolution 1113 – A Joint Resolution Between The City of La Marque and The County of Galveston Office of Emergency Management to Re-Establish An Integrated Emergency Management Program.

h. Consider, Discuss and Approve Employee Handbook Policy.

i. Consider, Discuss and Approve a Representative to the H-GAC's 2011 General Assembly to Replace Former Mayor Geraldine Sam.

j. Consider, Discuss and Approve the Appointment of an Economic Development Board Member to Replace Ted Mora – District A to Appoint.

k. Consider, Discuss and Approve Appointing an Additional Councilmember to the Police Collective Bargaining Committee.

l. Consider, Discuss and Approve Appointment of a Building and Standard Committee Member – District D to Appoint.

m. Consider, Discuss and Approve Appointment of a Charter Review Committee – District D to Appoint.

(11) ANNOUNCEMENTS, COMMENTS AND REQUESTS FROM COUNCIL –

(12) ADJOURNMENT –

CERTIFICATION:

I hereby certify that the above notice of meeting was **posted** on the bulletin board outside Council Chambers, 1109-B Bayou Road, La Marque, Texas before 5:00 p.m. on this the **22nd** day of **July, 2011.**

_____

Eric W. Gage, City Manager

This facility is wheelchair accessible and accessible parking spaces are available. Request for accommodations or interpretive services must be made 48 hours prior to this meeting. Please contact the City Clerk's office at (409) 938-9203, or Fax (409) 935-0401, or e-mail p.rees@ci.la-marque.tx.us for further information.

CITY OF LA MARQUE
INTER-DEPARTMENTAL
COMMUNCATION

TO: **Honorable Mayor Pro-Tem Bell and City Council Members**

FROM: **Eric W. Gage, City Manager**

DATE: **July 21, 2011**

SUBJECT: **Agenda Items for Regular Council Meeting of July 25, 2011**

---

(1) ROLL CALL –

(2) INVOCATION –

(3) PLEDGE –

(4) PRESENTATION –

a. Water Billing Schedule and Changes – Karen Cooper; Director of Finance

(5) APPROVAL OF MINUTES - (Pages 22-26)

a. Regular Meeting of July 11, 2011

(6) REPORT FROM CITY MANAGER – (Pages 27-149)

The following items and departments may be discussed; however, no action will be taken: Public Works, Judicial, Library, Police, Fire, Building Department, Fire Marshal, Finance, and the Economic Development Corporation.

(7) CITIZENS' REQUEST FOR HEARING –

Comments from the Public: (At this time, any person with city related business who has signed up may speak to Council. In compliance with Texas Open Meeting Act the City Council may not deliberate on comments. Personal attacks will not be allowed, and personnel matters should be addressed to the City Manager during normal business hours.)

(8) FIRST READING OF ORDINANCES – (Pages 150-151)

a. **Ordinance Number 1052** – An Ordinance of the City of La Marque, Texas, Providing for the Vacation, Abandonment and Closing of a Part of the 20 Foot Waterway Located with the City of La Marque, Texas.

(9) SECOND READING OF ORDINANCES – (A PUBLIC HEARING WILL BE HELD) – (Pages 152-154)

a. **Ordinance Number 1051** – An Ordinance Amending Chapter 8, Article I of the Code of Ordinances of the City of La Marque, Texas; by Adding a New Section to be Known as Section 8.16 Prohibiting the Chaining or Tethering of Dogs and Mandating that Dog Enclosures Must Provide 150 Square Feet of Space.

(10) NEW BUSINESS – (Pages 155-209)

a. Consider, Discuss and Approve the Resignation of Carolyn E. Anderson as City Clerk.

Carolyn Anderson, City Clerk announced her resignation July 13, 2011 to join the City of Dickinson as their new City Clerk. Anderson's last official day is July 22, 2011, however her last day in the office was Wednesday, July 20, 2011.

b. Consider, Discuss and Approve Agreement for Interim-City Clerk with Texas First Group Replacement Service, Inc. and Appoint Martha Gillett as Interim-City Clerk.

This item is placed on the agenda for consideration to approve an agreement with Texas First Group, an agency who provides professional services to city governments by placing interims. The fee is the base salary of $49,000 plus 30% to the company in addition to mileage to and from the interims home. The estimated cost is in your packet. Staff recommends approval.

c. Consider, Discuss and Approve the Comprehensive Annual Financial Report for the Fiscal Year Ended September 30, 2010.

The Comprehensive Annual Financial Report for 2009-2010 is ready for final approval. The City received an unqualified opinion which is the best you can get in governmental accounting. Auditor Elizabeth Iles is in attendance to present their findings. Staff recommends approval.

d. Consider, Discuss and Approve Financial Quarterly Investment Report Ending June 30, 2011.

This item is placed on the agenda for consideration as a quarterly housekeeping item approving the Financial Quarterly Report ending June 30, 2011. Staff recommends approval.

e. Consider, Discuss and Approve the Change Order #2 to Balance LJA Project 019-085D-4 Cedar Drive Improvements IH-45 to SH3 in the amount of $51,905.24.

This item is placed on the agenda for consideration to amend the contract by the net overrun of $51,905.24 in the Cedar Road Project. Because the quantities comprising the original contract were estimated, a change order is prepared at job completion amending the contract to agree with the actual value of the installed facilities. Staff recommends approval.

f. Consider, Discuss and Approve the Final Payment and Release of Retainage in the Amount of $190,131.17 to Angel Brothers Enterprises, LTD. to Close out of LJA Project 019-085D-4 Cedar Drive Improvements IH-45 to SH3. This Final Payment Will Close Out the Project at a Total Cost of $3,494,488.49.

This item is placed on the agenda for consideration to approve the final payment on the Cedar Drive Improvements. This final payment will close out LJA Project 019-085D-4 and state the one year warranty between the City and Angel Brothers Enterprises Ltd. Enclosed is quantities of items used through the project, original copies of waiver of Lien Release Upon Final Payment, Certificate of Acceptance by the City of La Marque and Engineer's Certificate of Completion. Staff recommends approval.

g. Consider, Discuss and Approve Resolution Number 1164 – Amending Resolution 1113 – A Joint Resolution Between The City of La Marque and The County of Galveston Office of Emergency Management to Re-Establish An Integrated Emergency Management Program.

This item is placed on the agenda for consideration as a housekeeping item. This Resolution will revise the current resolution and must be done after each new City Council is seated. Staff recommends approval.

h. Consider, Discuss and Approve Employee Handbook Policy.

This item is placed on the agenda for consideration to update the current personnel handbook policy. The book has been reviewed by the city's labor attorney and city attorney. As this city council has no administrative roll over city employees that are not appointed, this approval will allow the city manager and department heads to have a policy in place that is accurate and accordance with laws. Staff recommends approval.

i. Consider, Discuss and Approve a Representative to the H-GAC's 2011 General Assembly to Replace Former Mayor Geraldine Sam.

This item is placed on the agenda for consideration as a housekeeping item to replace Former Mayor Geraldine Sam as the City's representative on the H-GAC's 2011 General Assembly. Mayor Pro-Tem Keith Bell is the other member who represents the City on this Assembly.

j. Consider, Discuss and Approve the Appointment of an Economic Development Board Member to Replace Ted Mora – District A to Appoint.

This item is placed on the agenda for consideration at the request of Mayor Pro-Tem Bell who will make his recommendation to replace his appointee Ted Mora.

k. Consider, Discuss and Approve the Appointment of an Additional Councilmember to the Police Collective Bargaining Committee.

This item is placed on the agenda for consideration to add a councilmember to the committee for the 2011 Police Collective Bargaining Committee. Historically there were always two members of the City Council on the committee, however, at the time of appointing the committee the City Council was not at full strength. Councilmember Trube, City Manager Gage, Finance Director Cooper are currently serving on this committee representing the City of La Marque. Councilmember Osteen requested this item be placed on the agenda as he has an interest in serving. He would like the City Council's consideration.

l. Consider, Discuss and Approve Appointment of a Building and Standard Committee Member – District D to Appoint.

This item is placed on the agenda for consideration to appoint a member to the Building and Standards Committee. Councilmember Brown requested this item to be placed on the agenda as he has an appointment he would like this Council to consider.

m. Consider, Discuss and Approve Appointment of a Charter Review Committee – District D to Appoint.

This item is placed on the agenda for consideration to appoint a member to the Charter Review Committee. Councilmember Brown requested this item to be placed on the agenda as he has an appointment he would like this Council to consider. This would replace Councilmember Osteen who had to resign when he took his place on City Council.

(11) ANNOUNCEMENTS, COMMENTS AND REQUESTS FROM COUNCIL –

(12) ADJOURNMENT –

City of Lamarque Billing Schedule revised 7/7/11

Color Coded Legend
Meter Tech

Cy 1 **Cy 1 Penalty**
Cy 2 **Cy 2 Penalty**
Cutoff

		Cycle 1	Cycle 2
Routes		1-3-7-13-15-19 20-24-25-26-27 70	4-5-6-8-10-11 12-14-16-17-18 21-22-23
Jul-11	**Readings**	**7/11 - 7/15**	**7/25 - 7/29**
	Bill Date	**07/18/11**	**08/01/11**
	Due Date	**08/05/11**	**08/19/11**
	Delq Billing	**08/08/11**	**08/22/11**
	Del. Bill Due Date	**08/15/11**	**08/29/11**
	Cut - Off	**08/16/11**	**08/30/11**
	Ext Due Dte	**08/22/11**	**09/05/11**
Aug-11	**Readings**	**8/9 - 8/15**	**8/23 - 8/29**
	Bill Date	**08/17/11**	**09/01/11**
	Due Date	**09/06/11**	**09/19/11**
	Delq Billing	**09/07/11**	**09/20/11**
	Del. Bill Due Date	**09/14/11**	**09/27/11**
	Cut - Off	**09/15/11**	**09/28/11**
	Ext Due Dte	**09/21/11**	**10/04/11**
Sep-11	**Readings**	**9/9 - 9/16**	**9/23 - 9/29**
	Bill Date	**09/19/11**	**10/03/11**
	Due Date	**10/05/11**	**10/21/11**
	Delq Billing	**10/06/11**	**10/22/11**
	Del. Bill Due Date	**10/13/11**	**10/31/11**
	Cut - Off	**10/14/11**	**11/01/11**
	Ext Due Dte	**10/20/11**	**11/07/11**
Oct-11	**Readings**	**10/10 - 10/14**	**10/24 - 10/28**
	Bill Date	**10/17/11**	**11/01/11**
	Due Date	**11/07/11**	**11/21/11**
	Delq Billing	**11/08/11**	**11/22/11**
	Del. Bill Due Date	**11/15/11**	**11/29/11**
	Cut - Off	**11/16/11**	**11/30/11**
	Ext Due Dte	**11/22/11**	**12/02/11**
Nov-11	**Readings**	**11/9 - 11/15**	**11/23 - 11/29**
	Bill Date	**11/17/11**	**12/01/11**
	Due Date	**12/05/11**	**12/19/11**
	Delq Billing	**12/06/11**	**12/20/11**
	Del. Bill Due Date	**12/13/11**	**12/27/11**
	Cut - Off	**12/14/11**	**12/28/11**
	Ext Due Dte	**12/20/11**	**01/03/11**

Dec-11	Readings	12/9 - 12/15	12/23 - 12/29
	Bill Date	12/19/11	01/02/12
	Due Date	01/06/12	01/20/12
	Delq Billing	01/09/12	01/23/12
	Del. Bill Due Date	01/16/12	01/30/12
	Cut - Off	01/17/12	01/31/12
	Ext Due Dte	01/23/12	02/06/12
Jan-12	Readings	1/9 - 1/13	1/23 - 1/27
	Bill Date	01/17/12	02/01/12
	Due Date	02/06/12	02/20/12
	Delq Billing	02/07/12	02/21/12
	Del. Bill Due Date	02/14/12	02/28/12
	Cut - Off	02/15/12	02/29/12
	Ext Due Dte	02/21/12	03/06/12
Feb-12	Readings	2/9 - 2/15	2/23 - 2/29
	Bill Date	02/17/12	03/01/12
	Due Date	03/05/12	03/19/12
	Delq Billing	03/06/12	03/20/12
	Del. Bill Due Date	03/13/12	03/27/12
	Cut - Off	03/14/12	03/28/12
	Ext Due Dte	03/20/12	04/03/12
Mar-12	Readings	3/9 - 3/15	3/23 - 3/29
	Bill Date	03/19/12	04/02/12
	Due Date	04/06/12	04/20/12
	Delq Billing	04/09/12	04/23/12
	Del. Bill Due Date	04/16/12	04/30/12
	Cut - Off	04/17/12	05/01/12
	Ext Due Dte	04/23/12	05/07/12
Apr-12	Readings	4/9 - 4/13	4/23 - 4/27
	Bill Date	04/17/12	05/01/12
	Due Date	05/07/12	05/21/12
	Delq Billing	05/08/12	05/22/12
	Del. Bill Due Date	05/15/12	05/28/12
	Cut - Off	05/16/12	05/29/12
	Ext Due Dte	05/22/12	06/04/12
May-12	Readings	5/9 - 5/15	5/23 - 5/29
	Bill Date	05/17/12	06/01/12
	Due Date	06/05/12	06/19/12
	Delq Billing	06/06/12	06/20/12
	Del. Bill Due Date	06/13/12	06/27/12
	Cut - Off	06/14/12	06/28/12
	Ext Due Dte	06/20/12	07/05/12
	Readings	6/11 - 6/15	6/25 - 6/29
Jun-12	Bill Date	06/18/12	07/02/12
	Due Date	07/09/12	07/20/12
	Delq Billing	07/10/12	07/21/12
	Del. Bill Due Date	07/17/12	07/28/12
	Cut - Off	07/18/12	07/29/12
	Ext Due Dte	07/24/12	08/06/12

City of Lamarque Billing Schedule revised 7/7/11

Color Coded Legend
Meter Tech

Cy 1 **Cy 1 Penalty**
Cy 2 **Cy 2 Penalty**
Cutoff

		Cycle 1	Cycle 2
Routes		1-3-7-13-15-19 20-24-25-26-27 70	4-5-6-8-10-11 12-14-16-17-18 21-22-23
Jul-11	**Readings**	**7/11 - 7/15**	**7/25 - 7/29**
	Bill Date	**07/18/11**	**08/01/11**
	Due Date	**08/05/11**	**08/19/11**
	Delq Billing	**08/08/11**	**08/22/11**
	Del. Bill Due Date	**08/15/11**	**08/29/11**
	Cut - Off	**08/16/11**	**08/30/11**
	Ext Due Dte	**08/22/11**	**09/05/11**
Aug-11	**Readings**	**8/9 - 8/15**	**8/23 - 8/29**
	Bill Date	**08/17/11**	**09/01/11**
	Due Date	**09/06/11**	**09/19/11**
	Delq Billing	**09/07/11**	**09/20/11**
	Del. Bill Due Date	**09/14/11**	**09/27/11**
	Cut - Off	**09/15/11**	**09/28/11**
	Ext Due Dte	**09/21/11**	**10/04/11**
Sep-11	**Readings**	**9/9 - 9/16**	**9/23 - 9/29**
	Bill Date	**09/19/11**	**10/03/11**
	Due Date	**10/05/11**	**10/21/11**
	Delq Billing	**10/06/11**	**10/22/11**
	Del. Bill Due Date	**10/13/11**	**10/31/11**
	Cut - Off	**10/14/11**	**11/01/11**
	Ext Due Dte	**10/20/11**	**11/07/11**
Oct-11	**Readings**	**10/10 - 10/14**	**10/24 - 10/28**
	Bill Date	**10/17/11**	**11/01/11**
	Due Date	**11/07/11**	**11/21/11**
	Delq Billing	**11/08/11**	**11/22/11**
	Del. Bill Due Date	**11/15/11**	**11/29/11**
	Cut - Off	**11/16/11**	**11/30/11**
	Ext Due Dte	**11/22/11**	**12/02/11**
Nov-11	**Readings**	**11/9 - 11/15**	**11/23 - 11/29**
	Bill Date	**11/17/11**	**12/01/11**
	Due Date	**12/05/11**	**12/19/11**
	Delq Billing	**12/06/11**	**12/20/11**
	Del. Bill Due Date	**12/13/11**	**12/27/11**
	Cut - Off	**12/14/11**	**12/28/11**
	Ext Due Dte	**12/20/11**	**01/03/11**

Dec-11	Readings	12/9 - 12/15	12/23 - 12/29
	Bill Date	12/19/11	01/02/12
	Due Date	01/06/12	01/20/12
	Delq Billing	01/09/12	01/23/12
	Del. Bill Due Date	01/16/12	01/30/12
	Cut - Off	01/17/12	01/31/12
	Ext Due Dte	01/23/12	02/06/12
Jan-12	Readings	1/9 - 1/13	1/23 - 1/27
	Bill Date	01/17/12	02/01/12
	Due Date	02/06/12	02/20/12
	Delq Billing	02/07/12	02/21/12
	Del. Bill Due Date	02/14/12	02/28/12
	Cut - Off	02/15/12	02/29/12
	Ext Due Dte	02/21/12	03/06/12
Feb-12	Readings	2/9 - 2/15	2/23 - 2/29
	Bill Date	02/17/12	03/01/12
	Due Date	03/05/12	03/19/12
	Delq Billing	03/06/12	03/20/12
	Del. Bill Due Date	03/13/12	03/27/12
	Cut - Off	03/14/12	03/28/12
	Ext Due Dte	03/20/12	04/03/12
Mar-12	Readings	3/9 - 3/15	3/23 - 3/29
	Bill Date	03/19/12	04/02/12
	Due Date	04/06/12	04/20/12
	Delq Billing	04/09/12	04/23/12
	Del. Bill Due Date	04/16/12	04/30/12
	Cut - Off	04/17/12	05/01/12
	Ext Due Dte	04/23/12	05/07/12
Apr-12	Readings	4/9 - 4/13	4/23 - 4/27
	Bill Date	04/17/12	05/01/12
	Due Date	05/07/12	05/21/12
	Delq Billing	05/08/12	05/22/12
	Del. Bill Due Date	05/15/12	05/28/12
	Cut - Off	05/16/12	05/29/12
	Ext Due Dte	05/22/12	06/04/12
May-12	Readings	5/9 - 5/15	5/23 - 5/29
	Bill Date	05/17/12	06/01/12
	Due Date	06/05/12	06/19/12
	Delq Billing	06/06/12	06/20/12
	Del. Bill Due Date	06/13/12	06/27/12
	Cut - Off	06/14/12	06/28/12
	Ext Due Dte	06/20/12	07/05/12
	Readings	6/11 - 6/15	6/25 - 6/29
Jun-12	Bill Date	06/18/12	07/02/12
	Due Date	07/09/12	07/20/12
	Delq Billing	07/10/12	07/21/12
	Del. Bill Due Date	07/17/12	07/28/12
	Cut - Off	07/18/12	07/29/12
	Ext Due Dte	07/24/12	08/06/12

City of Lamarque Billing Schedule revised 7/7/11

Color Coded Legend
Meter Tech

Cy 1		**Cy 1 Penalty**
Cy 2		**Cy 2 Penalty**
		Cutoff

		Cycle 1	Cycle 2
Routes		1-3-7-13-15-19 20-24-25-26-27 70	4-5-6-8-10-11 12-14-16-17-18 21-22-23
Jul-11	**Readings**	**7/11 - 7/15**	**7/25 - 7/29**
	Bill Date	**07/18/11**	**08/01/11**
	Due Date	**08/05/11**	**08/19/11**
	Delq Billing	**08/08/11**	**08/22/11**
	Del. Bill Due Date	**08/15/11**	**08/29/11**
	Cut - Off	**08/16/11**	**08/30/11**
	Ext Due Dte	**08/22/11**	**09/05/11**
Aug-11	**Readings**	**8/9 - 8/15**	**8/23 - 8/29**
	Bill Date	**08/17/11**	**09/01/11**
	Due Date	**09/06/11**	**09/19/11**
	Delq Billing	**09/07/11**	**09/20/11**
	Del. Bill Due Date	**09/14/11**	**09/27/11**
	Cut - Off	**09/15/11**	**09/28/11**
	Ext Due Dte	**09/21/11**	**10/04/11**
Sep-11	**Readings**	**9/9 - 9/16**	**9/23 - 9/29**
	Bill Date	**09/19/11**	**10/03/11**
	Due Date	**10/05/11**	**10/21/11**
	Delq Billing	**10/06/11**	**10/22/11**
	Del. Bill Due Date	**10/13/11**	**10/31/11**
	Cut - Off	**10/14/11**	**11/01/11**
	Ext Due Dte	**10/20/11**	**11/07/11**
Oct-11	**Readings**	**10/10 - 10/14**	**10/24 - 10/28**
	Bill Date	**10/17/11**	**11/01/11**
	Due Date	**11/07/11**	**11/21/11**
	Delq Billing	**11/08/11**	**11/22/11**
	Del. Bill Due Date	**11/15/11**	**11/29/11**
	Cut - Off	**11/16/11**	**11/30/11**
	Ext Due Dte	**11/22/11**	**12/02/11**
Nov-11	**Readings**	**11/9 - 11/15**	**11/23 - 11/29**
	Bill Date	**11/17/11**	**12/01/11**
	Due Date	**12/05/11**	**12/19/11**
	Delq Billing	**12/06/11**	**12/20/11**
	Del. Bill Due Date	**12/13/11**	**12/27/11**
	Cut - Off	**12/14/11**	**12/28/11**
	Ext Due Dte	**12/20/11**	**01/03/11**

Dec-11	Readings	12/9 - 12/15	12/23 - 12/29
	Bill Date	12/19/11	01/02/12
	Due Date	01/06/12	01/20/12
	Delq Billing	01/09/12	01/23/12
	Del. Bill Due Date	01/16/12	01/30/12
	Cut - Off	01/17/12	01/31/12
	Ext Due Dte	01/23/12	02/06/12
Jan-12	Readings	1/9 - 1/13	1/23 - 1/27
	Bill Date	01/17/12	02/01/12
	Due Date	02/06/12	02/20/12
	Delq Billing	02/07/12	02/21/12
	Del. Bill Due Date	02/14/12	02/28/12
	Cut - Off	02/15/12	02/29/12
	Ext Due Dte	02/21/12	03/06/12
Feb-12	Readings	2/9 - 2/15	2/23 - 2/29
	Bill Date	02/17/12	03/01/12
	Due Date	03/05/12	03/19/12
	Delq Billing	03/06/12	03/20/12
	Del. Bill Due Date	03/13/12	03/27/12
	Cut - Off	03/14/12	03/28/12
	Ext Due Dte	03/20/12	04/03/12
Mar-12	Readings	3/9 - 3/15	3/23 - 3/29
	Bill Date	03/19/12	04/02/12
	Due Date	04/06/12	04/20/12
	Delq Billing	04/09/12	04/23/12
	Del. Bill Due Date	04/16/12	04/30/12
	Cut - Off	04/17/12	05/01/12
	Ext Due Dte	04/23/12	05/07/12
Apr-12	Readings	4/9 - 4/13	4/23 - 4/27
	Bill Date	04/17/12	05/01/12
	Due Date	05/07/12	05/21/12
	Delq Billing	05/08/12	05/22/12
	Del. Bill Due Date	05/15/12	05/28/12
	Cut - Off	05/16/12	05/29/12
	Ext Due Dte	05/22/12	06/04/12
May-12	Readings	5/9 - 5/15	5/23 - 5/29
	Bill Date	05/17/12	06/01/12
	Due Date	06/05/12	06/19/12
	Delq Billing	06/06/12	06/20/12
	Del. Bill Due Date	06/13/12	06/27/12
	Cut - Off	06/14/12	06/28/12
	Ext Due Dte	06/20/12	07/05/12
	Readings	6/11 - 6/15	6/25 - 6/29
Jun-12	Bill Date	06/18/12	07/02/12
	Due Date	07/09/12	07/20/12
	Delq Billing	07/10/12	07/21/12
	Del. Bill Due Date	07/17/12	07/28/12
	Cut - Off	07/18/12	07/29/12
	Ext Due Dte	07/24/12	08/06/12

City of Lamarque Billing Schedule revised 7/7/11

Color Coded Legend
Meter Tech

Cy 1	**Cy 1 Penalty**	
Cy 2	**Cy 2 Penalty**	
	Cutoff	

		Cycle 1	Cycle 2
Routes		1-3-7-13-15-19 20-24-25-26-27 70	4-5-6-8-10-11 12-14-16-17-18 21-22-23
Jul-11	**Readings**	**7/11 - 7/15**	**7/25 - 7/29**
	Bill Date	**07/18/11**	**08/01/11**
	Due Date	**08/05/11**	**08/19/11**
	Delq Billing	**08/08/11**	**08/22/11**
	Del. Bill Due Date	**08/15/11**	**08/29/11**
	Cut - Off	**08/16/11**	**08/30/11**
	Ext Due Dte	**08/22/11**	**09/05/11**
Aug-11	**Readings**	**8/9 - 8/15**	**8/23 - 8/29**
	Bill Date	**08/17/11**	**09/01/11**
	Due Date	**09/06/11**	**09/19/11**
	Delq Billing	**09/07/11**	**09/20/11**
	Del. Bill Due Date	**09/14/11**	**09/27/11**
	Cut - Off	**09/15/11**	**09/28/11**
	Ext Due Dte	**09/21/11**	**10/04/11**
Sep-11	**Readings**	**9/9 - 9/16**	**9/23 - 9/29**
	Bill Date	**09/19/11**	**10/03/11**
	Due Date	**10/05/11**	**10/21/11**
	Delq Billing	**10/06/11**	**10/22/11**
	Del. Bill Due Date	**10/13/11**	**10/31/11**
	Cut - Off	**10/14/11**	**11/01/11**
	Ext Due Dte	**10/20/11**	**11/07/11**
Oct-11	**Readings**	**10/10 - 10/14**	**10/24 - 10/28**
	Bill Date	**10/17/11**	**11/01/11**
	Due Date	**11/07/11**	**11/21/11**
	Delq Billing	**11/08/11**	**11/22/11**
	Del. Bill Due Date	**11/15/11**	**11/29/11**
	Cut - Off	**11/16/11**	**11/30/11**
	Ext Due Dte	**11/22/11**	**12/02/11**
Nov-11	**Readings**	**11/9 - 11/15**	**11/23 - 11/29**
	Bill Date	**11/17/11**	**12/01/11**
	Due Date	**12/05/11**	**12/19/11**
	Delq Billing	**12/06/11**	**12/20/11**
	Del. Bill Due Date	**12/13/11**	**12/27/11**
	Cut - Off	**12/14/11**	**12/28/11**
	Ext Due Dte	**12/20/11**	**01/03/11**

Dec-11	Readings	12/9 - 12/15	12/23 - 12/29
	Bill Date	12/19/11	01/02/12
	Due Date	01/06/12	01/20/12
	Delq Billing	01/09/12	01/23/12
	Del. Bill Due Date	01/16/12	01/30/12
	Cut - Off	01/17/12	01/31/12
	Ext Due Dte	01/23/12	02/06/12
Jan-12	Readings	1/9 - 1/13	1/23 - 1/27
	Bill Date	01/17/12	02/01/12
	Due Date	02/06/12	02/20/12
	Delq Billing	02/07/12	02/21/12
	Del. Bill Due Date	02/14/12	02/28/12
	Cut - Off	02/15/12	02/29/12
	Ext Due Dte	02/21/12	03/06/12
Feb-12	Readings	2/9 - 2/15	2/23 - 2/29
	Bill Date	02/17/12	03/01/12
	Due Date	03/05/12	03/19/12
	Delq Billing	03/06/12	03/20/12
	Del. Bill Due Date	03/13/12	03/27/12
	Cut - Off	03/14/12	03/28/12
	Ext Due Dte	03/20/12	04/03/12
Mar-12	Readings	3/9 - 3/15	3/23 - 3/29
	Bill Date	03/19/12	04/02/12
	Due Date	04/06/12	04/20/12
	Delq Billing	04/09/12	04/23/12
	Del. Bill Due Date	04/16/12	04/30/12
	Cut - Off	04/17/12	05/01/12
	Ext Due Dte	04/23/12	05/07/12
Apr-12	Readings	4/9 - 4/13	4/23 - 4/27
	Bill Date	04/17/12	05/01/12
	Due Date	05/07/12	05/21/12
	Delq Billing	05/08/12	05/22/12
	Del. Bill Due Date	05/15/12	05/28/12
	Cut - Off	05/16/12	05/29/12
	Ext Due Dte	05/22/12	06/04/12
May-12	Readings	5/9 - 5/15	5/23 - 5/29
	Bill Date	05/17/12	06/01/12
	Due Date	06/05/12	06/19/12
	Delq Billing	06/06/12	06/20/12
	Del. Bill Due Date	06/13/12	06/27/12
	Cut - Off	06/14/12	06/28/12
	Ext Due Dte	06/20/12	07/05/12
	Readings	6/11 - 6/15	6/25 - 6/29
Jun-12	Bill Date	06/18/12	07/02/12
	Due Date	07/09/12	07/20/12
	Delq Billing	07/10/12	07/21/12
	Del. Bill Due Date	07/17/12	07/28/12
	Cut - Off	07/18/12	07/29/12
	Ext Due Dte	07/24/12	08/06/12

City of Lamarque Billing Schedule revised 7/7/11

Color Coded Legend
Meter Tech

Cy 1 **Cy 1 Penalty**
Cy 2 **Cy 2 Penalty**
Cutoff

		Cycle 1	Cycle 2
Routes		1-3-7-13-15-19 20-24-25-26-27 70	4-5-6-8-10-11 12-14-16-17-18 21-22-23
Jul-11	**Readings**	**7/11 - 7/15**	**7/25 - 7/29**
	Bill Date	**07/18/11**	**08/01/11**
	Due Date	**08/05/11**	**08/19/11**
	Delq Billing	**08/08/11**	**08/22/11**
	Del. Bill Due Date	**08/15/11**	**08/29/11**
	Cut - Off	**08/16/11**	**08/30/11**
	Ext Due Dte	**08/22/11**	**09/05/11**
Aug-11	**Readings**	**8/9 - 8/15**	**8/23 - 8/29**
	Bill Date	**08/17/11**	**09/01/11**
	Due Date	**09/06/11**	**09/19/11**
	Delq Billing	**09/07/11**	**09/20/11**
	Del. Bill Due Date	**09/14/11**	**09/27/11**
	Cut - Off	**09/15/11**	**09/28/11**
	Ext Due Dte	**09/21/11**	**10/04/11**
Sep-11	**Readings**	**9/9 - 9/16**	**9/23 - 9/29**
	Bill Date	**09/19/11**	**10/03/11**
	Due Date	**10/05/11**	**10/21/11**
	Delq Billing	**10/06/11**	**10/22/11**
	Del. Bill Due Date	**10/13/11**	**10/31/11**
	Cut - Off	**10/14/11**	**11/01/11**
	Ext Due Dte	**10/20/11**	**11/07/11**
Oct-11	**Readings**	**10/10 - 10/14**	**10/24 - 10/28**
	Bill Date	**10/17/11**	**11/01/11**
	Due Date	**11/07/11**	**11/21/11**
	Delq Billing	**11/08/11**	**11/22/11**
	Del. Bill Due Date	**11/15/11**	**11/29/11**
	Cut - Off	**11/16/11**	**11/30/11**
	Ext Due Dte	**11/22/11**	**12/02/11**
Nov-11	**Readings**	**11/9 - 11/15**	**11/23 - 11/29**
	Bill Date	**11/17/11**	**12/01/11**
	Due Date	**12/05/11**	**12/19/11**
	Delq Billing	**12/06/11**	**12/20/11**
	Del. Bill Due Date	**12/13/11**	**12/27/11**
	Cut - Off	**12/14/11**	**12/28/11**
	Ext Due Dte	**12/20/11**	**01/03/11**

Dec-11	Readings	12/9 - 12/15	12/23 - 12/29
	Bill Date	12/19/11	01/02/12
	Due Date	01/06/12	01/20/12
	Delq Billing	01/09/12	01/23/12
	Del. Bill Due Date	01/16/12	01/30/12
	Cut - Off	01/17/12	01/31/12
	Ext Due Dte	01/23/12	02/06/12
Jan-12	Readings	1/9 - 1/13	1/23 - 1/27
	Bill Date	01/17/12	02/01/12
	Due Date	02/06/12	02/20/12
	Delq Billing	02/07/12	02/21/12
	Del. Bill Due Date	02/14/12	02/28/12
	Cut - Off	02/15/12	02/29/12
	Ext Due Dte	02/21/12	03/06/12
Feb-12	Readings	2/9 - 2/15	2/23 - 2/29
	Bill Date	02/17/12	03/01/12
	Due Date	03/05/12	03/19/12
	Delq Billing	03/06/12	03/20/12
	Del. Bill Due Date	03/13/12	03/27/12
	Cut - Off	03/14/12	03/28/12
	Ext Due Dte	03/20/12	04/03/12
Mar-12	Readings	3/9 - 3/15	3/23 - 3/29
	Bill Date	03/19/12	04/02/12
	Due Date	04/06/12	04/20/12
	Delq Billing	04/09/12	04/23/12
	Del. Bill Due Date	04/16/12	04/30/12
	Cut - Off	04/17/12	05/01/12
	Ext Due Dte	04/23/12	05/07/12
Apr-12	Readings	4/9 - 4/13	4/23 - 4/27
	Bill Date	04/17/12	05/01/12
	Due Date	05/07/12	05/21/12
	Delq Billing	05/08/12	05/22/12
	Del. Bill Due Date	05/15/12	05/28/12
	Cut - Off	05/16/12	05/29/12
	Ext Due Dte	05/22/12	06/04/12
May-12	Readings	5/9 - 5/15	5/23 - 5/29
	Bill Date	05/17/12	06/01/12
	Due Date	06/05/12	06/19/12
	Delq Billing	06/06/12	06/20/12
	Del. Bill Due Date	06/13/12	06/27/12
	Cut - Off	06/14/12	06/28/12
	Ext Due Dte	06/20/12	07/05/12
	Readings	6/11 - 6/15	6/25 - 6/29
Jun-12	Bill Date	06/18/12	07/02/12
	Due Date	07/09/12	07/20/12
	Delq Billing	07/10/12	07/21/12
	Del. Bill Due Date	07/17/12	07/28/12
	Cut - Off	07/18/12	07/29/12
	Ext Due Dte	07/24/12	08/06/12

City of Lamarque Billing Schedule revised 7/7/11

Color Coded Legend
Meter Tech

Cy 1	**Cy 1 Penalty**	
Cy 2	**Cy 2 Penalty**	
	Cutoff	

Routes	Cycle 1 1-3-7-13-15-19 20-24-25-26-27 70	Cycle 2 4-5-6-8-10-11 12-14-16-17-18 21-22-23

Jul-11	**Readings**	**7/11 - 7/15**	**7/25 - 7/29**
	Bill Date	**07/18/11**	**08/01/11**
	Due Date	**08/05/11**	**08/19/11**
	Delq Billing	**08/08/11**	**08/22/11**
	Del. Bill Due Date	**08/15/11**	**08/29/11**
	Cut - Off	**08/16/11**	**08/30/11**
	Ext Due Dte	**08/22/11**	**09/05/11**
Aug-11	**Readings**	**8/9 - 8/15**	**8/23 - 8/29**
	Bill Date	**08/17/11**	**09/01/11**
	Due Date	**09/06/11**	**09/19/11**
	Delq Billing	**09/07/11**	**09/20/11**
	Del. Bill Due Date	**09/14/11**	**09/27/11**
	Cut - Off	**09/15/11**	**09/28/11**
	Ext Due Dte	**09/21/11**	**10/04/11**
Sep-11	**Readings**	**9/9 - 9/16**	**9/23 - 9/29**
	Bill Date	**09/19/11**	**10/03/11**
	Due Date	**10/05/11**	**10/21/11**
	Delq Billing	**10/06/11**	**10/22/11**
	Del. Bill Due Date	**10/13/11**	**10/31/11**
	Cut - Off	**10/14/11**	**11/01/11**
	Ext Due Dte	**10/20/11**	**11/07/11**
Oct-11	**Readings**	**10/10 - 10/14**	**10/24 - 10/28**
	Bill Date	**10/17/11**	**11/01/11**
	Due Date	**11/07/11**	**11/21/11**
	Delq Billing	**11/08/11**	**11/22/11**
	Del. Bill Due Date	**11/15/11**	**11/29/11**
	Cut - Off	**11/16/11**	**11/30/11**
	Ext Due Dte	**11/22/11**	**12/02/11**
Nov-11	**Readings**	**11/9 - 11/15**	**11/23 - 11/29**
	Bill Date	**11/17/11**	**12/01/11**
	Due Date	**12/05/11**	**12/19/11**
	Delq Billing	**12/06/11**	**12/20/11**
	Del. Bill Due Date	**12/13/11**	**12/27/11**
	Cut - Off	**12/14/11**	**12/28/11**
	Ext Due Dte	**12/20/11**	**01/03/11**

Dec-11	Readings	12/9 - 12/15	12/23 - 12/29
	Bill Date	12/19/11	01/02/12
	Due Date	01/06/12	01/20/12
	Delq Billing	01/09/12	01/23/12
	Del. Bill Due Date	01/16/12	01/30/12
	Cut - Off	01/17/12	01/31/12
	Ext Due Dte	01/23/12	02/06/12
Jan-12	Readings	1/9 - 1/13	1/23 - 1/27
	Bill Date	01/17/12	02/01/12
	Due Date	02/06/12	02/20/12
	Delq Billing	02/07/12	02/21/12
	Del. Bill Due Date	02/14/12	02/28/12
	Cut - Off	02/15/12	02/29/12
	Ext Due Dte	02/21/12	03/06/12
Feb-12	Readings	2/9 - 2/15	2/23 - 2/29
	Bill Date	02/17/12	03/01/12
	Due Date	03/05/12	03/19/12
	Delq Billing	03/06/12	03/20/12
	Del. Bill Due Date	03/13/12	03/27/12
	Cut - Off	03/14/12	03/28/12
	Ext Due Dte	03/20/12	04/03/12
Mar-12	Readings	3/9 - 3/15	3/23 - 3/29
	Bill Date	03/19/12	04/02/12
	Due Date	04/06/12	04/20/12
	Delq Billing	04/09/12	04/23/12
	Del. Bill Due Date	04/16/12	04/30/12
	Cut - Off	04/17/12	05/01/12
	Ext Due Dte	04/23/12	05/07/12
Apr-12	Readings	4/9 - 4/13	4/23 - 4/27
	Bill Date	04/17/12	05/01/12
	Due Date	05/07/12	05/21/12
	Delq Billing	05/08/12	05/22/12
	Del. Bill Due Date	05/15/12	05/28/12
	Cut - Off	05/16/12	05/29/12
	Ext Due Dte	05/22/12	06/04/12
May-12	Readings	5/9 - 5/15	5/23 - 5/29
	Bill Date	05/17/12	06/01/12
	Due Date	06/05/12	06/19/12
	Delq Billing	06/06/12	06/20/12
	Del. Bill Due Date	06/13/12	06/27/12
	Cut - Off	06/14/12	06/28/12
	Ext Due Dte	06/20/12	07/05/12
	Readings	6/11 - 6/15	6/25 - 6/29
Jun-12	Bill Date	06/18/12	07/02/12
	Due Date	07/09/12	07/20/12
	Delq Billing	07/10/12	07/21/12
	Del. Bill Due Date	07/17/12	07/28/12
	Cut - Off	07/18/12	07/29/12
	Ext Due Dte	07/24/12	08/06/12

City of Lamarque Billing Schedule revised 7/7/11

Color Coded Legend
Meter Tech

Cy 1
Cy 2
Cy 1 Penalty
Cy 2 Penalty
Cutoff

		Cycle 1	Cycle 2
Routes		1-3-7-13-15-19 20-24-25-26-27 70	4-5-6-8-10-11 12-14-16-17-18 21-22-23
Jul-11	**Readings**	**7/11 - 7/15**	**7/25 - 7/29**
	Bill Date	**07/18/11**	**08/01/11**
	Due Date	**08/05/11**	**08/19/11**
	Delq Billing	**08/08/11**	**08/22/11**
	Del. Bill Due Date	**08/15/11**	**08/29/11**
	Cut - Off	**08/16/11**	**08/30/11**
	Ext Due Dte	**08/22/11**	**09/05/11**
Aug-11	**Readings**	**8/9 - 8/15**	**8/23 - 8/29**
	Bill Date	**08/17/11**	**09/01/11**
	Due Date	**09/06/11**	**09/19/11**
	Delq Billing	**09/07/11**	**09/20/11**
	Del. Bill Due Date	**09/14/11**	**09/27/11**
	Cut - Off	**09/15/11**	**09/28/11**
	Ext Due Dte	**09/21/11**	**10/04/11**
Sep-11	**Readings**	**9/9 - 9/16**	**9/23 - 9/29**
	Bill Date	**09/19/11**	**10/03/11**
	Due Date	**10/05/11**	**10/21/11**
	Delq Billing	**10/06/11**	**10/22/11**
	Del. Bill Due Date	**10/13/11**	**10/31/11**
	Cut - Off	**10/14/11**	**11/01/11**
	Ext Due Dte	**10/20/11**	**11/07/11**
Oct-11	**Readings**	**10/10 - 10/14**	**10/24 - 10/28**
	Bill Date	**10/17/11**	**11/01/11**
	Due Date	**11/07/11**	**11/21/11**
	Delq Billing	**11/08/11**	**11/22/11**
	Del. Bill Due Date	**11/15/11**	**11/29/11**
	Cut - Off	**11/16/11**	**11/30/11**
	Ext Due Dte	**11/22/11**	**12/02/11**
Nov-11	**Readings**	**11/9 - 11/15**	**11/23 - 11/29**
	Bill Date	**11/17/11**	**12/01/11**
	Due Date	**12/05/11**	**12/19/11**
	Delq Billing	**12/06/11**	**12/20/11**
	Del. Bill Due Date	**12/13/11**	**12/27/11**
	Cut - Off	**12/14/11**	**12/28/11**
	Ext Due Dte	**12/20/11**	**01/03/11**

Dec-11	Readings	12/9 - 12/15	12/23 - 12/29
	Bill Date	12/19/11	01/02/12
	Due Date	01/06/12	01/20/12
	Delq Billing	01/09/12	01/23/12
	Del. Bill Due Date	01/16/12	01/30/12
	Cut - Off	01/17/12	01/31/12
	Ext Due Dte	01/23/12	02/06/12
Jan-12	Readings	1/9 - 1/13	1/23 - 1/27
	Bill Date	01/17/12	02/01/12
	Due Date	02/06/12	02/20/12
	Delq Billing	02/07/12	02/21/12
	Del. Bill Due Date	02/14/12	02/28/12
	Cut - Off	02/15/12	02/29/12
	Ext Due Dte	02/21/12	03/06/12
Feb-12	Readings	2/9 - 2/15	2/23 - 2/29
	Bill Date	02/17/12	03/01/12
	Due Date	03/05/12	03/19/12
	Delq Billing	03/06/12	03/20/12
	Del. Bill Due Date	03/13/12	03/27/12
	Cut - Off	03/14/12	03/28/12
	Ext Due Dte	03/20/12	04/03/12
Mar-12	Readings	3/9 - 3/15	3/23 - 3/29
	Bill Date	03/19/12	04/02/12
	Due Date	04/06/12	04/20/12
	Delq Billing	04/09/12	04/23/12
	Del. Bill Due Date	04/16/12	04/30/12
	Cut - Off	04/17/12	05/01/12
	Ext Due Dte	04/23/12	05/07/12
Apr-12	Readings	4/9 - 4/13	4/23 - 4/27
	Bill Date	04/17/12	05/01/12
	Due Date	05/07/12	05/21/12
	Delq Billing	05/08/12	05/22/12
	Del. Bill Due Date	05/15/12	05/28/12
	Cut - Off	05/16/12	05/29/12
	Ext Due Dte	05/22/12	06/04/12
May-12	Readings	5/9 - 5/15	5/23 - 5/29
	Bill Date	05/17/12	06/01/12
	Due Date	06/05/12	06/19/12
	Delq Billing	06/06/12	06/20/12
	Del. Bill Due Date	06/13/12	06/27/12
	Cut - Off	06/14/12	06/28/12
	Ext Due Dte	06/20/12	07/05/12
	Readings	6/11 - 6/15	6/25 - 6/29
Jun-12	Bill Date	06/18/12	07/02/12
	Due Date	07/09/12	07/20/12
	Delq Billing	07/10/12	07/21/12
	Del. Bill Due Date	07/17/12	07/28/12
	Cut - Off	07/18/12	07/29/12
	Ext Due Dte	07/24/12	08/06/12

City of Lamarque Billing Schedule revised 7/7/11

Color Coded Legend
Meter Tech

Cy 1
Cy 2
Cy 1 Penalty
Cy 2 Penalty
Cutoff

		Cycle 1	Cycle 2
Routes		1-3-7-13-15-19 20-24-25-26-27 70	4-5-6-8-10-11 12-14-16-17-18 21-22-23
Jul-11	**Readings**	**7/11 - 7/15**	**7/25 - 7/29**
	Bill Date	**07/18/11**	**08/01/11**
	Due Date	**08/05/11**	**08/19/11**
	Delq Billing	**08/08/11**	**08/22/11**
	Del. Bill Due Date	**08/15/11**	**08/29/11**
	Cut - Off	**08/16/11**	**08/30/11**
	Ext Due Dte	**08/22/11**	**09/05/11**
Aug-11	**Readings**	**8/9 - 8/15**	**8/23 - 8/29**
	Bill Date	**08/17/11**	**09/01/11**
	Due Date	**09/06/11**	**09/19/11**
	Delq Billing	**09/07/11**	**09/20/11**
	Del. Bill Due Date	**09/14/11**	**09/27/11**
	Cut - Off	**09/15/11**	**09/28/11**
	Ext Due Dte	**09/21/11**	**10/04/11**
Sep-11	**Readings**	**9/9 - 9/16**	**9/23 - 9/29**
	Bill Date	**09/19/11**	**10/03/11**
	Due Date	**10/05/11**	**10/21/11**
	Delq Billing	**10/06/11**	**10/22/11**
	Del. Bill Due Date	**10/13/11**	**10/31/11**
	Cut - Off	**10/14/11**	**11/01/11**
	Ext Due Dte	**10/20/11**	**11/07/11**
Oct-11	**Readings**	**10/10 - 10/14**	**10/24 - 10/28**
	Bill Date	**10/17/11**	**11/01/11**
	Due Date	**11/07/11**	**11/21/11**
	Delq Billing	**11/08/11**	**11/22/11**
	Del. Bill Due Date	**11/15/11**	**11/29/11**
	Cut - Off	**11/16/11**	**11/30/11**
	Ext Due Dte	**11/22/11**	**12/02/11**
Nov-11	**Readings**	**11/9 - 11/15**	**11/23 - 11/29**
	Bill Date	**11/17/11**	**12/01/11**
	Due Date	**12/05/11**	**12/19/11**
	Delq Billing	**12/06/11**	**12/20/11**
	Del. Bill Due Date	**12/13/11**	**12/27/11**
	Cut - Off	**12/14/11**	**12/28/11**
	Ext Due Dte	**12/20/11**	**01/03/11**

Dec-11	Readings	12/9 - 12/15	12/23 - 12/29
	Bill Date	12/19/11	01/02/12
	Due Date	01/06/12	01/20/12
	Delq Billing	01/09/12	01/23/12
	Del. Bill Due Date	01/16/12	01/30/12
	Cut - Off	01/17/12	01/31/12
	Ext Due Dte	01/23/12	02/06/12
Jan-12	Readings	1/9 - 1/13	1/23 - 1/27
	Bill Date	01/17/12	02/01/12
	Due Date	02/06/12	02/20/12
	Delq Billing	02/07/12	02/21/12
	Del. Bill Due Date	02/14/12	02/28/12
	Cut - Off	02/15/12	02/29/12
	Ext Due Dte	02/21/12	03/06/12
Feb-12	Readings	2/9 - 2/15	2/23 - 2/29
	Bill Date	02/17/12	03/01/12
	Due Date	03/05/12	03/19/12
	Delq Billing	03/06/12	03/20/12
	Del. Bill Due Date	03/13/12	03/27/12
	Cut - Off	03/14/12	03/28/12
	Ext Due Dte	03/20/12	04/03/12
Mar-12	Readings	3/9 - 3/15	3/23 - 3/29
	Bill Date	03/19/12	04/02/12
	Due Date	04/06/12	04/20/12
	Delq Billing	04/09/12	04/23/12
	Del. Bill Due Date	04/16/12	04/30/12
	Cut - Off	04/17/12	05/01/12
	Ext Due Dte	04/23/12	05/07/12
Apr-12	Readings	4/9 - 4/13	4/23 - 4/27
	Bill Date	04/17/12	05/01/12
	Due Date	05/07/12	05/21/12
	Delq Billing	05/08/12	05/22/12
	Del. Bill Due Date	05/15/12	05/28/12
	Cut - Off	05/16/12	05/29/12
	Ext Due Dte	05/22/12	06/04/12
May-12	Readings	5/9 - 5/15	5/23 - 5/29
	Bill Date	05/17/12	06/01/12
	Due Date	06/05/12	06/19/12
	Delq Billing	06/06/12	06/20/12
	Del. Bill Due Date	06/13/12	06/27/12
	Cut - Off	06/14/12	06/28/12
	Ext Due Dte	06/20/12	07/05/12
	Readings	6/11 - 6/15	6/25 - 6/29
Jun-12	Bill Date	06/18/12	07/02/12
	Due Date	07/09/12	07/20/12
	Delq Billing	07/10/12	07/21/12
	Del. Bill Due Date	07/17/12	07/28/12
	Cut - Off	07/18/12	07/29/12
	Ext Due Dte	07/24/12	08/06/12

LA MARQUE CITY COUNCIL
LA MARQUE CITY COUNCIL CHAMBERS
1109-B BAYOU ROAD
LA MARQUE, TEXAS 77568
REGULAR MEETING
July 11, 2011
6:00 P.M.

The La Marque City Council met in a duly-called and announced Regular Meeting on July 11, 2011. Mayor Pro-Tem Bell called the meeting to order at 6:05 p.m. The invocation was given by Mayor Pro-Tem Keith Bell. Mayor Pro-Tem Bell led the pledge to the U.S. Flag and Texas Flag.

085-2011 **ROLL CALL –**
Present: Mayor Pro-Tem Keith Bell, Councilmember Connie Trube, Councilmember James Osteen, City Attorney Ellis Ortego, City Manager Eric Gage and City Clerk Carolyn E. Anderson

Department Directors: Police-Chief Randall Aragon, Public Works-Mike Morgan, Fire Chief-Larry Damrell, Finance Director-Karen Cooper, Inspection Department-Ana Tims, IT-Kyle Hunter, Library-Cynthia Hart, Fire Marshal-Jennifer Pierce, Human Resources-Robert Beagan, EDC Director-Alex Getty

086-2011 **PRESENTATION –**
Judge Lonnie Cox, Judge of the 56th District Court, administered the oaths of office to Mayor Bobby Hocking and Council Member District D Clent Brown. The newly-elected officials took their seats at the Council Bench. Councilmember Brown asked for the floor to share his sentiments and wishes as a newly-elected official.

087-2011 **APPROVAL OF MINUTES -**
Special Meeting of June 7, 2011
Council Member James Osteen made a motion to approve the minutes of June 7, 2011. Council Member Connie Trube seconded. The motion passed unanimously.

Special Meeting of June 13, 2011
Council Member James Osteen made a motion to approve the minutes of June 13, 2011. Council Member Connie Trube seconded. The motion passed unanimously.

Regular Meeting of June 30, 2011
Council Member James Osteen made a motion to approve the minutes of June 30, 2011. Council Member Connie Trube seconded. The motion passed unanimously.

088-2011 **REPORT FROM CITY MANAGER –**
Mayor Pro-Tem Keith Bell made a motion to approve the City Manager's report. Council Member Connie Trube seconded the motion. Council Member Trube commended the Department Heads for their reports. Council Member Osteen thanked Mr. Gage for the work his staff had done on the agenda packet. Mayor Pro-Tem Bell asked Mr. Gage for a clarification on the drought situation. He also asked about the Fire Department calls exceeding 10 minutes and the geographical areas for these calls. Mr. Gage expressed his concern to some of the response times. He stated that Chief Damrell has decreased the response times and that these issues are being addressed and corrected. Mr. Gage shared that the future Council might need to address the need for a fire station on the west side. Mr. Gage introduced two new members to City staff, Mr. Robert Besgan, the new Human Resources Director, and Jennifer Pierce, the new Fire Marshal. There being no further discussion, the motion to approve the City Manager's report passed unanimously.

089-2011 **CITIZENS' REQUEST FOR HEARING –**

Comments from the Public: (At this time, any person with city related business who has signed up may speak to Council. In compliance with Texas Open Meeting Act the City Council may not deliberate on comments. Personal attacks will not be allowed, and personnel matters should be addressed to the City Manager during normal business hours.)

Citizens' Request for Hearing: Mrs. Janie Freeborn – #2 Studio Drive, La Marque
Mrs. Freeborn expressed her concern for the billing cycle for the water bills. She expressed that she is being billed twice in one month at times. She said that she feels she will be paying for water and sewer 13 times in less than one year. She outlined the number of days in previous billing cycles. She expressed that she came before City Council to make them aware of the billing problems.

090-2011 **FIRST READING OF ORDINANCES -**

Ordinance Number 1051 – An Ordinance Amending Chapter 8, Article I of the Code of Ordinances of the City of La Marque, Texas; by Adding a New Section to be known as Section 8.16 Prohibiting the Chaining or Tethering of Dogs and Mandating that Dog Enclosures Must Provide 150 Square Feet of Space.

Council Member Trube made a motion to approve the first reading of Ordinance Number 1051. The motion was seconded by Council Member James Osteen. Mayor Pro-Tem Bell asked for a clarification on the types of enclosures less than 150 square feet. Mayor Hocking called for a vote and the motion passed unanimously. Mr. Gage explained that the ordinance is mainly designed to protect children against aggressive dogs. Council Member asked about case-by-case situations. Mr. Gage explained that with the ordinance in place, the action taken will be at the discretion of the officer. Mr. Ortego suggested referencing Chapter 8, Article I for the details of the fines that could be imposed. Chief Aragon stated that the fine *** ck. E-mail. Council Member Brown asked for clarification on the number of dogs. Mayor Hocking called for the vote and the motion passed unanimously.

091-2011 **NEW BUSINESS -**

Consider, Discuss and Approve the Appointment of a Mayor Pro-Tem

Mayor Hocking asked for nominations by Council Members, beginning with District A. Mayor Pro-Tem Bell stated that he would like to remain as Mayor Pro-Tem for the remaining ten-month term and nominated himself. Council Member Brown seconded the motion. Mayor Hocking asked that the City Clerk conduct a roll-call vote.

Vote:
Ayes (Council Members Brown, Trube, Osteen and Mayor Hocking)
Nays (None)
The motion passed unanimously.

Consider, Discuss and Approve Property Tax – Split Payment Option that provides property owners paying property taxes in two payments, with one part due December 1st and remaining balance due July 1st Without Penalties and Interest.

Mayor Pro-Tem Bell made a motion to accept the split payment option, seconded by Council Member Trube. Mr. Gage introduced Karen Cooper, Finance Director, to present the specifics of the agenda item. Ms. Cooper explained that property owners who do not have an escrow account would be given the option to split the payments into two payments without accruing interest or penalties, the first payment being due on December 1st and the second payment due July 1st. She stated that she had been asked to research if there would be a loss in income to the City. She stated that there possibly could be a projected loss of penalties and

interest of approximately $36,000 per year. However if the property owners did not pay the tax, the City would eventually receive the tax money or the property would be sold. She felt that providing the split tax option would give the property owners a break. She stated that she only knows of one other city opting out of the program. Councilmember Osteen felt it would help a lot of the citizens. Mayor Pro-Tem Bell asked about opting out and possibly creating an office that would have to deal with collecting the taxes. Ms. Cooper stated that might be an option, but that she would not recommend it. She explained the extra charges that might incur from opting out of the program. Mayor Pro-Tem Bell stated that he is definitely in favor of the split tax payments. There being no further discussion, Mayor Hocking called for the vote and the motion passed unanimously.

Consider, Discuss and Approve Recommendation for Award of LJA Project No. E019-0910 Construction of 2010-2011 Street Improvement Program Project 1 (West La Marque) to the low bidder AAA Asphalt Paving, Inc., of Houston, TX in the amount of $532,581.95.

Mayor Pro-Tem Bell made a motion to approve awarding the bid to LJA Construction in the amount of $532,581.95. Council Member Trube seconded the motion. Mayor Pro-Tem Bell asked for clarification on the three phases of the projects. Public Works Director Mike Morgan addressed the question, stating that his department tried to expedite the project by letting three contracts at the same time so that three contractors could have been doing everything at the same time. One vendor, however, could possibly be awarded all of the contracts. Mr. Morgan stated that he projects a four-month completion schedule. Mr. Morgan stated that there are 54 (corrected 55) streets in the total project. There being no further discussion, Mayor Hocking called for the vote and the motion passed unanimously.

Consider, Discuss and Approve Recommendation for Award of LJA Project No. E019-0920 Construction of 2010-2011 Street Improvement Program Project 2 (Central La Marque) to the low bidder AAA Asphalt Paving, Inc., of Houston, TX in the amount of $615,579.00.

Mayor Pro-Tem Bell made a motion to approve awarding the bid to LJA Construction in the amount of $615,570.00. Council Member Trube seconded the motion. There being no discussion, Mayor Hocking called for the vote. The motion passed unanimously.

Consider, Discuss and Approve Recommendation for Award of LJA Project No. E019-0930 Construction of 2010-2011 Street Improvement Program Project 3 (East La Marque) to the low bidder AAA Asphalt Paving, Inc., of Houston, TX in the amount of $484,301.40.

Council Member Trube made a motion to approve awarding the bid to LJA Construction in the amount of $484,301.40, seconded by Mayor Pro-Tem Bell. There being no discussion, Mayor Hocking called for the vote. The motion passed unanimously.

Consider and Discuss Final Payment for Cedar Drive Improvements IH-45 to SH 3 – Cost Over-Runs and Under-Runs

Mayor Hocking invited Public Works Director Mike Morgan to the podium. Mr. Morgan explained the final close-out of the project. He explained that he 51,000-dollar over-run was the result of cost per basis on some items. Some areas fell under the final amounts. Mayor Hocking asked if the final was less than 2% of the total project. Mr. Morgan stated that by his calculation it came out to 1.5%. Mayor Hocking asked if the amount was about right for

the size of the project. Mr. Morgan stated that it was in line. Council Member Trube also stated that the project was completed ahead of schedule.

Consider, Discuss and Approve Galveston County Animal Services Revision of the Animal Services Inter-Local Agreement Due to Increased Costs

Mayor Hocking read a brief narrative outlining the details of the revision. Council Member Osteen made a motion to approve Option No. 1. Council Member Brown seconded the motion. Council Member Trube expressed her concerns about problems with the lack of Animal Services over weekends and their need to increase costs. Council Member Osteen noted that he came up with a 3567.00-dollar mistake when he worked the formulas on Option 1. On Option 2, he visited with Mr. Gage about the benefits of this option. He feels that the City would be contributing 60 percent and Animal Control Services 40 percent. He feels both options are identical. He would like further explanation on the 3567.00-dollar error. He suggested that Mr. Gage set up a meeting with Animal Services to get a further explanation of the numbers and get a finished product to present to City Council. Mayor Pro-Tem Bell shared his concerns of the projected 18 percent increase of $73,500. He suggested that the City could possibly look at providing these services in-house. Mayor Hocking called for the vote and the motion failed unanimously.

Consider Discuss and Approve a Contract for Professional Services – Redistricting as a Result of the 2010 Census.

Council Member Trube made a motion, seconded by Council Member Osteen. Mr. Ortego suggested that since there are two firms to consider, that the Council open the floor for discussion, and then based on that discussion a motion to select one of the two firms. Mayor Hocking read the narrative of the agenda item. Mayor Hocking asked that the motion be amended. Council Member withdrew his second to the original motion. Council Member Trube withdrew her original motion and made a motion that Council hire Knight & Partners to complete the redistricting process. A discussion followed concerning the timeline and costs of the project. Mr. Ortego stated that he also attended the TML seminar concerning redistricting and is familiar with Knight & Partners as very experienced lawyers in the redistricting process and would recommend the firm. Mayor Hocking called for the vote and the motion passed unanimously.

Consider, Discuss and Approve Resolution No. 1163 – A Resolution of the City of La Marque, Texas, Finding that CenterPoint Energy Entex's (CenterPoint's or Company's) Cost of Service Adjustment Filing; Within the City Should be Denied

Council Member Osteen made a motion, seconded by Council Member Trube to approve Resolution 1163. Mr. Ortego made a clarification in the language of the document that the word "ordained" should read "resolved." There being no further discussion, the motion passed unanimously.

092-2011 ANNOUNCEMENTS, COMMENTS AND REQUESTS FROM COUNCIL –

Council Member Brown gave thanks and recognition to all of the staff and department heads for their commitment and service to the City. Council Member Trube thanked all of those in attendance and congratulated Council Member Brown and Mayor Hocking. She looks forward to moving on with City business. Mayor Pro-Tem Bell thanked all for attending. He sent wishes to Officer Currington in his retirement. He shared his hopes for the Council to move forward and expressed his wishes to work with current Council and his thanks to former Council members in attendance. Mayor Hocking stated that he looks forward to working with his colleagues and moving the City forward. He invited all to the reception following the meeting.

093-2011 **ADJOURNMENT –**
Council Member Trube made a motion to adjourn the meeting. The meeting was adjourned at 7:14 p.m.

_____
Bobby Hocking, Mayor

ATTEST:

_____
City Clerk

CITY OF LA MARQUE
INTER-DEPARTMENTAL
COMMUNICATION

TO: **The Honorable Mayor and City Council Members**

FROM: **Eric W. Gage, City Manager**

DATE: **July 25, 2011**

SUBJECT: **City Manager's Report; July 7, 2011 – July 21, 2011**

Please see individual departmental reports attached:

Out of Office:

I will be out of the office on Thursday, July 28 and Friday, July 29 traveling to Minnesota for a wedding. Karen Cooper will be in charge during my absence.

I will take vacation beginning Friday, August 12 through August 19. I will be in California during this time and have limited access to cell phone. Karen Cooper will be in charge during my absence.

Public Works/Streets:
The City was awarded $1.6 million dollars in Round 2, Phase I funding for water and sewer upgrades.

Stage 2 Drought is still in place at this time. We are continuing monitoring the water levels in which they have improved since activating Stage 2.

Library:

The Summer Reading Program awards ceremony is Saturday, July 23 at 11:30 a.m. in the Community Room.

Personnel:

I would like to welcome the following staff members to the team as they were hired recently to fill vacant positions:

Brandon Cameron – Mechanic I at the Service Center

Open Positions:

Fire Fighter/Paramedic – 1 position
City Clerk
Police Officer – 1 position

Eric W. Gage,
City Manager

DEPARTMENTAL REPORT

PUBLIC WORKS

July 18, 2011

Public Works Director

Huff & Mitchell – The close-out of this project is still on hold, as the City is waiting for authorization from the grant administrators for finalization. This delay is due to improper filing of payroll paper work.

Alsay Equipment – TDRA Water Well Contract Take Point #2– Contractor has completed all required flow testing of the well and the analysis was submitted to a professional ground water environmental engineering service. Within the firm, a licensed geologist reviewed the pumping test data performed by Alsay. The geologist reviewed the test data and is recommending changing the original engineering design of the well pump and motor. The original design would be insufficient to deliver the 1,200 gallons per minute as needed. The original data was based off of the water table with a pump setting at 200 feet, which would sustain a 1200 gallon per minute well with a 75hp motor. The actual test data has indicated that the water table depth and yield will require the pump to be located around 340 feet. The geologist is recommending a 150hp well motor to achieve the required 1,200 gallons per minute water flow rate as indicated in the TDRA performance statement. This upgrade will increase the scope of work by $20,000. The increased funds will be adjusted at the end of the project as LJA Engineering has advised Alsay to move forward with the upgrade. The funding method will be by a change order deleting work from one of the other TDRA projects or through City funds if approved by Council.

Magnolia Water Plant – During the month of July, the contractor has mobilized excavation equipment and has started construction of the underground piping for the 500,000 gallon ground tank installation that will take place in the next couple of months.

Fire Station Generator – Bid books and contracts have been completed. The preconstruction meeting is scheduled for Wednesday, June 20, 2011 at 2:00 p.m. At this meeting we will set a start date for demolition of the existing generator and fuel tank and delivery date of the new generator.

Waste Water Treatment Plant, Volney & Delany Generators – Environmental audits were completed and the final paperwork was submitted to TDRA to be posted for public comment. At the end of the 15 day comment period, a request will be sent to Council for re-approval of the Delany generator contract. The environmental audit for the WWTP and Volney generators were previously posted and approved through the TDRA; the Delany generator's postings were delayed due to paper work problems with the TDRA.

Funding for TDRA Projects -The City was awarded in Round 2 Phase 1 funding, a 1.6 million dollar grant for water and sewer upgrades. The City applied for funding of a new main trunk sewer that will connect the Waste Water Treatment Plant on Woodland back to the main line coming in off of FM 519. The water line extension project will install a 12" trunk line from Cedar @ IH-45 boring under IH-45 and connecting back to a 12" main located around FM 1765 @ Kirby.

Stage 2 Drought – The City initiated the Stage 2 Drought restrictions on June 27th. To date we are running a seven day average of 2.27 million gallons of water a day which is below the 95% triggering requirements for Stage 2. Within this time frame, we have received some rainfall which has helped to improve this situation. If we continue with this reduction of use for an additional week, it is possible that Stage 2 restrictions could be lifted and we would be back to Stage 1 voluntary restrictions. The City is under going reconstruction of its emergency wells, due to this reduction of water capacity, I believe it is in the best interest of the City to continue with the Stage 2 restrictions, to help maintain a safe operating level with a contingency of back up water supply.

July 13 – July 19 Water Usage Amounts
7 day average 2.27 million gallons a day
Peak day usage was 2.474 million gallons a day
Minimum day usage was 2.026 million gallons a day
3 days at or above 85% of the City's daily capacity of 2.78 million gallons a day

Diesel Tank – At the first of July, we had started experiencing issues with the dispensing of diesel fuel to City equipment and vehicle malfunctions due to bad diesel fuel. Samples were taken from the tank and it was determined that the 6,000 gallon diesel tank was contaminated with a foreign product. Samples of the product were forwarded to the tank manufacture for further testing. The manufacture determined that the foreign matter was over 95% iron and was not part of the lining of the tank. An independent company was hired to clean and evaluate the tank structure. The tank was cleaned, evaluations were made and some minor repairs were made to the pump piping by City staff and the diesel dispenser was flushed and returned to service today, Tuesday, July 19, 2011. During this time we have been purchasing diesel from a station in town to maintain service to the City's fleet.

Assistant Public Works Director
Cemetery Board Meeting on July 7, 2011- Board members reviewed and finalized language for a Waiver of Liability form on ownership of plots. The form will be forwarded on to the City Attorney for review. Discussed upcoming Veteran's Day and 'Wreaths Across America" events at cemetery. Members began discussion on upcoming 2012 budget along with improvement plans for cemetery.

Assisted Inspection Department with inspections during the week of July 11th through the 15th.

Provided city maps to the Fire Marshall's office; these maps included Streets, Lift Station, Water Intake, Well sites and Police District areas.

Finalized paperwork for the purchase of car port type awnings for Highland Bayou Park and a Information / Message Center Board for the La Marque Cemetery.

Street/Parks
Installed Dead End sign on Rosewood
Made 10 barricades
Reset No Parking sign on Scott
Mowed Areas I & II
Weed-eated intersections in Areas I & II and at 1500 Municipal Dr.
Asphalted driveways on Avenue A and Avenue B
Built drain box on Bellview & set 36ft of culverts
Set culverts on Perthius Farm Rd.
Cut 250ft of ditch on Avenue A
Reset driveways at 1001 Orange
Mowed Highland Bayou Park, Mahan Park, MLK Park and the City of La Marque sign.

Utility 22
30 - Water leaks
15 – Sewer stops
1 – Hydrant replaced
5 – Dress-ups
500ft of culverts cleaned
Installed 1 sewer tap

DEPARTMENTAL REPORT

JUDICIAL

Memo

Date: **July 18, 2011**

To: **Eric W. Gage, City Manager**

From: **Lisa Snider, Court Clerk** LS

RE: **Judicial Department Update**

Court staff is currently working on daily activities such as collecting fines, helping defendants in person and by telephone, processing citations, jail paperwork, and mail correspondence.

In addition to normal activities, we are preparing for jury trials that will be held on August 26, 2011. This entails mailing notices to defendants, issuing subpoenas to LMPD Officers and other witnesses, enter potential juror information into database, prepare and mail jury summonses and questionnaires to jurors.

DEPARTMENTAL REPORT

LIBRARY

Library Report for July 18, 2011
Cynthia Hart, Director

The Harry Potter Party was held July 15th in the Community Room. Twenty-one children and eight adults attended. Galveston County Library System funds were used to pay for the refreshments and gift bags.

The Summer Reading Program awards ceremony will be Saturday, July 23rd at 11:30 in the Community Room. Prizes, Food and drinks will be donated by Sam's Club, Ryan's, Domino's and the Friends of the Library.

5394 items were checked out in the month of June, compared to 1703 in the month of May.

State funds must be spent or encumbered by August 31 for the new Children's area and Periodicals/Seating area. We are working up a plan on paper to arrange both these areas and the rest of the Library in a safer, more logical and usable manner.

Weeding the collection of books that have not been checked out for seven years is continuing.

DEPARTMENTAL REPORT

POLICE

Partnership

Police Department Community

City of LaMarque Tx

Police Department

Randall Aragon
Chief of Police

MEMORANDUM

TO: City Manager Eric Gage

FROM: Director of Public Safety/Chief Randall Aragon R. Aragon

DATE: July 18, 2011

SUBJECT: Council Report for July 25, 2011 City Council Meeting

Respectfully submit the following information for the above listed City Council Meeting:

- **Personnel:** Currently we have one (1) Police Officer vacancy. Background investigation is being conducted on a candidate submitted by the Director of Civil Service.
- **Training:** Nothing to report
- **Operations:** The Community Oriented Policing Leadership Council (COPLC) conducted meeting #5. Please see attached enclosure for a summation of the meeting.

Enclosure: Meeting & Presentation Form—COPLC Meeting #5

431 Bayou Road • La Marque, Texas 77568 • (409) 938-9269 • Fax: (409) 935-0002

LA MARQUE POLICE DEPARTMENT
RECORD OF MEETING/PRESENTATION

1. Name/Title of meeting/presentation (M/P): Community Oriented Policing Leadership Council Meeting (COPLC) #5

2. Purpose of M/P: Brief and receive collective guidance from the COPLC

3. Date 7-12-11 Start Time 11:30 A.M. End Time 1:00 P.M.

4. Reporting LMPD Officer/Employee: Chief Randall Aragon

5. M/P moderator: Chief Randall Aragon

6. Location of M/P: Kelley's Country Cookin Restaurant

7. Key Officials in attendance:
Lieutenant Greg Gilchrist, LMPD; Lieutenant Kirk Jackson, LMPD; Charlene Todaro, Chief's Admin Assistant; Alex Getty, La Marque Director of Economic Development; LM Associate Municipal Court Judge Carlton Getty; Billie Moore, Ladybug Realty; Lt. Roy Robison, Ret.; David Pennington, Chairman LM Cemetery Board; Jack Roady, Galveston County Criminal District Attorney; Jack Wilkins, Executive, Galveston County 911 District; Louis (Mac) McGaffey, Owner/Manager McGaffey Plumbing; Maggie Manuel, Treasurer LMPD Citizens Police Academy Alumni Association; Olda Perez, Manager, Galveston County Senior Services Program; Pat Trevisani, Community Watch Chairperson, Bayou Road Community Watch.

8. Number of persons in attendance: 15

9: Key issues/problems (if applicable) and communicated at M/P:
See attached agenda.

10. Problems resolved via this M/P (describe the solutions developed - if applicable):
All present were highly grateful for all the successes thus far achieved via community policing.

11. Explain the overall tangible/intangible benefits that were derived from this M/P:
The assistance and guidance of the Community Oriented Policing Leadership Council (COPLC) assures that our department is heading in the right direction to prevent and control crime and reduce the citizens fear of crime.

12. Remarks:
Bo Hunter was selected to be on the COPLC and because of his Grand Jury duty he had advised me that he may be late. Bo showed up just after the meeting ended; nevertheless, he will start attending future meetings.

I had mentioned at the conclusion of the meeting that our next meeting (every six months) would be in December; however, it will convene on January 17, 2012/11:30 A.M. at Kelley's County Cookin.

LMPD Form 85

City of La Marque
Monthly and Year
To Date

Police Department
Month: June
Year: 2011

	CURRENT MONTH (June11)	CURRENT MO. PREV. YR. (June10)	PREV. MONTH (May11)	YR. TO DATE 2011	PREV. YR. TO DATE 2010
PART I CRIMES:					
Homicide	0	1	1	2	2
Rape	1	0	0	3	5
Robbery	2	2	1	11	15
Assault (includes simple)	45	28	36	183	143
Burglary	26	27	18	100	99
Theft	40	44	37	233	221
M.V. Theft	4	3	4	17	14
PART II CRIMES:	163	109	158	1,112	913
CALLS FOR SERVICE:	1,906	2,101	1,711	11,074	12,249
ACCIDENTS:	29	28	30	136	128
Injuries	10	9	5	40	36
Non-injury	19	19	25	96	92
Fatalities	0	1	1	1	1
Alcohol Related	2	1	0	4	5
ADULT ARRESTS:	138	90	114	977	844
JUVENILE DETENTIONS:	0	3	1	11	23
TRAFFIC STOPS:	299	106	224	1,687	1,585
Citations	241	94	208	1,384	1,151
Violations	329	112	283	1,901	1,541
Warnings	12	1	10	68	77
DISTURBANCES:	105	91	109	590	470

Total deposits from reports, fingerprinting, and phone commissions, etc.:	$847.83
Deposited from fingerprinting:	$10.00
Deposited from report fees:	$120.60
Deposited from phone commission:	$67.30
Deposited from refunds:	$649.93

This month, the Police Department arrested **43** people on municipal warrants, serving **96** warrants, totaling **$34,370.00.**

To date, the Police Department has arrested **301** people on municipal warrants, serving **739** warrants, totaling **$250,659.95.**

2010 LA MARQUE POLICE DEPT.
CRIME STATS

Partnership
Police Department — Community

	2007 January - December				2008 January - December				2009 January - December				2010 January - December			
	OFF	% +/-	CL	% CL	OFF	% +/-	CL	% CL	OFF	% +/-	CL	% CL	OFF	% +/-	CL	% CL
Murder	3	300%	2	67%	1	-67%	1	100%	4	400%	2	50%	3	0%	2	67%
Rape	21	31%	5	24%	26	24%	13	50%	22	-15%	10	45%	16	-27%	10	63%
Robbery	26	-10%	6	23%	44	69%	17	37%	39	-11%	11	28%	34	-13%	16	47%
Aggravated Assault	71	54%	34	48%	74	4%	39	53%	98	32%	53	54%	61	-3%	27	44%
La Marque Violent Crime Total	**121**	**0%**	**47**	**39%**	**145**	**20%**	**70**	**48%**	**163**	**12%**	**76**	**47%**	**114**	**-10%**	**55**	**48%**
Texas Violent Crime Total	**122,192**	**0%**	**48,961**	**40%**	**123,621**	**1%**	**52,303**	**41%**	**121,789**	**-2%**	**53,587**	**44%**	*	*	*	*
Burglary	292	42%	44	15%	241	-17%	35	15%	236	-2%	26	11%	202	-16%	77	38%
Theft	269	-10%	70	26%	337	25%	96	28%	382	13%	112	29%	478	23%	159	33%
Motor Vehicle Theft	49	-21%	25	51%	49	0%	23	47%	45	-8%	27	60%	29	-37%	15	52%
Arson	5	500%	0	0%	7	40%	1	14%	9	29%	1	11%	4	400%	0	0%
La Marque Property Crime Total	**615**	**0%**	**139**	**23%**	**634**	**3%**	**155**	**24%**	**672**	**6%**	**166**	**25%**	**713**	**5%**	**251**	**35%**
Texas Property Crime Total	**990,835**	**0%**	**142,193**	**14%**	**969,807**	**-2%**	**146,350**	**15%**	**995,150**	**3%**	**149,272**	**15%**	*	*	*	*
	RATE	% +/-			RATE	% +/-			RATE	% +/-			RATE	% +/-		
La Marque Violent Crime Rate	**1,036**	**0%**			**1,164**	**12%**			**1,182**	**2%**			**826**	**-30%**		
Texas Violent Crime Rate	**511**	**0%**			**508**	**-1%**			**491**	**-3%**			*	*		
La Marque Property Crime Rate	**4,529**	**0%**			**4,800**	**6%**			**4,872**	**1%**			**5,169**	**5%**		
Texas Property Crime Rate	**4,120**	**0%**			**3,987**	**-3%**			**4,016**	**1%**			*	*		
Calls For Service	21,364				24,209				28,249				25,017			
Population Estimate	13,875				14,236				13,794				13,794			
Officers per 1,000 pop.	2.0				2.0				2.0				2.1			
DWI	37				46				23				39			
Traffic Citations	3,019				3,413				3,872				1,917			
Drug Arrests	111				106				115				90			

	2011 January - June						
	Offense 2010	Offense 2011	% +/-	Clearance 2010	Clearance 2011	% CL 2010	% CL 2011
Murder	2	2	0%	1	2	50%	100%
Rape	5	3	-40%	3	0	60%	0%
Robbery	15	11	-27%	4	3	27%	27%
Aggravated Assault	35	12	-37%	12	8	34%	67%
La Marque Violent Crime Total	**57**	**28**	**-51%**	**20**	**13**	**35%**	**46%**
Texas Violent Crime Total	*	*	*	*	*	*	*
Burglary	99	100	1%	47	7	47%	7%
Theft	221	233	5%	72	48	33%	21%
Motor Vehicle Theft	14	17	21%	9	6	64%	35%
Arson	2	0	-200%	0	0	0%	0%
La Marque Property Crime Total	**336**	**350**	**4%**	**128**	**61**	**38%**	**17%**
Texas Property Crime Total	*	*	*	*	*	*	*
	RATE			% +/-			
La Marque Violent Crime Rate	**203**			**-51%**			
Texas Violent Crime Rate	*			*			
La Marque Property Crime Rate	**2,537**			**4%**			
Texas Property Crime Rate	*			*			
Calls For Service	11,074						
Population Estimate	14,509						
Officers per 1,000 pop.	2.0						
DWI	20						
Traffic Citations	1,384						
Drug Arrests	123						

*Data unavailable

LA MARQUE POLICE DEPARTMENT USE OF FORCE REPORT

DEFENDANT NAME: [redacted] DATE: 06/22/2011_ TIME: 01:29 HOURS

C.F.S NUMBER: _____ INCIDENT NUMBER: 11001062

LEVEL OF FORCE
(CHECK APPLICABLE NUMBERS)

☒ 1. Verbal Commands ☒ 2. Soft Hands ☒ 3. Hard Hands ☐ 4. O.C. Spray

☐ 5. Taser (☐ Drive Stun ☐ Probe) ☐ 6. Impact Weapon ☐ 7. Deadly Force

Officers Present: 1) OFFICER CONAN KING 2)SANTA FE PD OFFICER HEILEMAN
3)

4) _____ 5) _____ 6) _____

Witness Present: 1) STEPHANIE ADAMS 2) _____ 3) _____

Witness Phone: 1) 409-316-0350 2) _____ 3) _____

INJURY/TREATMENT

Did the Defendant sustain injury? ☐ Y ☒ N If yes, obtain photographs of the injury and explain the circumstance below:

Did the Defendant receive medical attention as a result of injury? ☐ Y ☐ N ☒ N/A If yes, explain the circumstance below:

REPORT SYNOPSIS

Subject refused to remove leg and foot from door while this officer was attempting to transport the subject. Santa Fe PD Officer Heileman pulled the subject from behind across towards the driver's side passenger door clearing the passenger side rear door allowing this officer to close the door.

Reporting Officer Signature: _____ **Supervisor Signature:** _____

COMPLETED REPORTS AND PHOTOS ARE TO BE FORWARDED TO THE OFFICE OF THE CHIEF OF POLICE

LA MARQUE POLICE DEPARTMENT USE OF FORCE REPORT

DEFENDANT NAME: [redacted] DATE: 06/26/2011 TIME: 21:30 HOURS

C.F.S NUMBER: _____ INCIDENT NUMBER: 11-001103

LEVEL OF FORCE
(CHECK APPLICABLE NUMBERS)

☒ 1. Verbal Commands ☒ 2. Soft Hands ☒ 3. Hard Hands ☐ 4. O.C. Spray

☐ 5. Taser (☐ Drive Stun ☐ Probe) ☐ 6. Impact Weapon ☐ 7. Deadly Force

Officers Present: 1)Officer Conan King 2) 3)

4) _____ 5) _____ 6) _____

Witness Present: 1) Kelly Welch 2) Fire Capt. Decker 3) _____

Witness Phone: 1) 409-938-2660 2) 409-938-2660 3) _____

INJURY/TREATMENT

Did the Defendant sustain injury? ☐ Y ☒ N If yes, obtain photographs of the injury and explain the circumstance below:

Did the Defendant receive medical attention as a result of injury? ☐ Y ☒ N ☐ N/A If yes, explain the circumstance below:

REPORT SYNOPSIS

Complainant contacted this agency due to subject's paranoia and drunken state. Subject became combative with medics; this officer had to restrain the subject's arms by using hard hands and handcuffs to prevent injury to the medics. This officer also had to use hard hands to restrain the subject's legs once at Mainland Medical ER to prevent the subject from kicking medics.

Reporting Officer Signature: _____ **Supervisor Signature:** _____ #515

COMPLETED REPORTS AND PHOTOS ARE TO BE FORWARDED TO THE OFFICE OF THE CHIEF OF POLICE

LA MARQUE POLICE DEPARTMENT USE OF FORCE REPORT

DEFENDANT NAME: [redacted] DATE: 06/30/2011 TIME: 0013HRS

C.F.S NUMBER: 11-001129 INCIDENT NUMBER: _____

LEVEL OF FORCE
(CHECK APPLICABLE NUMBERS)

☒ 1. Verbal Commands ☒ 2. Soft Hands ☒ 3. Hard Hands ☐ 4. O.C. Spray

☐ 5. Taser (☐ Drive Stun ☐ Probe) ☐ 6. Impact Weapon ☐ 7. Deadly Force

Officers Present: 1) Officer Gandy 2) _____ 3) _____

4) _____ 5) _____ 6) _____

Witness Present: 1) _____ 2) _____ 3) _____

Witness Phone: 1) _____ 2) _____ 3) _____

INJURY/TREATMENT

Did the Defendant sustain injury? ☐ Y ☒ N If yes, obtain photographs of the injury and explain the circumstance below:
n/a

Did the Defendant receive medical attention as a result of injury? ☐ Y ☐ N ☒ N/A If yes, explain the circumstance below:

REPORT SYNOPSIS

Subject was being detained following a pedestrian stop. Subject walked away from officer, officer grasped wrist and detained in cuffs. Subject turned aggressively and pulled against officer. Subject was leaned against a amarked patrol car and control was gained.

Reporting Officer Signature: _____ **Supervisor Signature:** Lt. Crane #15

COMPLETED REPORTS AND PHOTOS ARE TO BE FORWARDED TO THE OFFICE OF THE CHIEF OF POLICE

DEPARTMENTAL REPORT

FIRE

MEMORANDUM FROM LA MARQUE FIRE/RESCUE

TO: ERIC GAGE, CITY MANAGER

FROM: SUSAN BEST, ADMINISTRATIVE ASSISTANT TO FIRE DEPT.

SUBJECT: CITY MANAGERS REPORT

DATE: 07-18-2011

Medical Billing- Waiting on ABS for contract to submit for approval by City Attorney.

Fuel Pump- Fire department installed the fuel pump for tank located in the back of the station. We are now looking into electricians to finish the installation process.

FireHouse- Susan received verbal training by Kyle Hunter of the FireHouse Software to ensure that reports will be accurately pulled. This also includes checking to make sure that all FireHouse Reports are completed before months end. We submit an end of month report to the Texas Fire Incident Reporting System and this will help in accuracy.

NIMS/FEMA- Susan is working on a large binder of all departments with the stated employees and what certifications they currently hold for NIMS/FEMA.

Open Position- Currently an open position for Fire Fighter/ Paramedic.

Chief Damrell- Chief will be out of office the week of July 18th, 2011. In his place Captain Gonzalez will be acting Chief.

MEMORANDUM FROM LA MARQUE FIRE/RESCUE

TO: Eric W. Gage, City Manager
FROM: Larry Damrell, Inter Fire Chief
SUBJECT: Monthly EMS Report July 2011
DATE: 05/17/2011

Total Patient Encounters 60

Total Patient Transports	48	80%
Patient Refusals	10	16%
DOS	1	1%

Total Transports 50

UTMB	2	4%
Clear Lake Regional	2	4%
Mainland Center	39	82%
St. John	4	8%
Other	0	0%

Response Times (Monthly Average)

Initial Response	5 Minutes
On Scene	16 Minutes
Transport	9 Minutes
Hospital in Service	23 Minutes
Incident Time	54 Minutes

Total Billed

July 2011	$ 663,041.56
Yearly Total	$ 939,314.76

Total Collected

July 2011	$ 21,648.89
Yearly Total	$ 148,136.85

Write-Offs
$ 9,364.65

Adjustments
$ 52,076.20

DEPARTMENTAL REPORT

BUILDING/INSPECTIONS

LA MARQUE DEPARTMENT OF
BUILDING AND INSPECTIONS.

1111 Bayou Road
La Marque, Texas 77568
409.938.9202

July 18, 2011

The Building and Inspections Department staff is excited to see all the new construction coming to our city. We have had multiple single family homes approved for new construction. In the month of July we had two new homes permitted, and thus far in the month of July there have been twelve new homes. We are excited that along with the abetment of dilapidated structures we can see rehabilitation coming in their place.

The Building and Inspections department will represent the city in the Building and Standards Commission meeting to be held on August 9, 2011 at 6 p.m.

The Building and Inspections department will represent the city in the Planning and Zoning meeting on August 9, 2011 at 4 p.m. in this meeting the board will consider the rezoning of the property located at 7410 IH 45.

The Building and Inspections department will represent the city in the Board of Adjustments on August 9, 2011 at 2:00 P. M.

Code Enforcement

Code Enforcement is moving along, we will be moving forward with abatement and have a few contracts out for mowing and securing structures.

Ana Tims
Building Official / Code Enforcement Officer

City of La Marque, Texas/BV 877-837-8775
1111 Bayou Rd.
La Marque, TX 77568
(409)938-9204 Fax:(409)908-0549

Receipts by Account Code

For: July, 2011
Printed: 7/18/2011

Account Code	Account Description	Amount
01-2092-00-00	Credit Card Fees	$7.40
01-3300-00-00	Re-Zoning Fees	$.00
01-3309-00-00	Burial Permit	$50.00
01-3311-00-00	Mobile Home Permit	$350.00
01-3312-00-00	Building Permit	$1,795.00
01-3313-00-00	Plumbing Permit	$662.00
01-3314-00-00	Electrical Permit	$682.74
01-3315-00-00	Mechanical Permit	$154.00
01-3317-00-00	Peddler/Solicitors Permit	$100.00
01-3325-00-00	Plan Review Fees	$1,158.00
01-3620-00-00	Demolition	$125.00
01-3621-00-00	Street Culvert Settings	$40.00
01-3627-00-00	Miscellaneous Revenue	$20.00
	Total Receipts	**$5,144.14**

1906 Oleander- HVAC final	7/5/2011	M07-01-11-100	Approved
2221 Cedar- Foundation	7/5/2011	B06-24-11-263	Approved
863 Indigo Springs- Framing	7/5/2011	B06-08-11-241	Approved
863 Indigo Springs - Plumbing Top Out	7/5/2011	P06-13-11-154	Approved
863 Indigo Springs - Electrical Pre cover	7/5/2011	E06-15-11-165	Approved
863 indigo Springs - Mechanical precover	7/5/2011	M06-28-11-96	Approved
225 Shoshone Ridge- Framing	7/5/2011	B06-0611-229	Approved
225 Shoshone Ridge- Electrical pre cover	7/5/2011	E06-15-11-164	Approved
225 Shoshone Ridge - Plumbing Top Out	7/5/2011	P06-06-11-144	Approved
225 Shoshone Ridge - Mechanical Pre cover	7/5/2011	M06-28-11-97	Approved
130 Mustang Stampede - Meter Loop	7/5/2011	E05-20-11-140	Approved
25 Prairie Knoll - Pool Drains	7/5/2011	P06-30-11-179	Approved
1102 2nd Street - foundation	7/5/2011	B06-27-11-264	Approved
1018 Cedar - Code enforcement	7/5/2011		Complaint will be initiated
226 Franlee- Piers	7/5/2011	B06-29-11-273	Approved
516 Pear - gas test	7/5/2011	P07-05-11-187	Approved
222 Nanlee - Meter Loop	7/1/2011	E06-07-11-168	Failed
25 Prairie Knoll - Gas test	7/1/2011	P06-03-011-179	Approved
4903 1/2 FM 1765	7/1/2011	E06-30-11-175	Approved
305 Turquoisae Trade - Building Final	7/1/2011	B03-25-11-112	Approved
305 Turquoise Trade - Electrical Final	7/1/2011	E05-11-11-130	Approved
305 Turquoise Trade- Plumbing Final	7/1/2011	P04-19-11-101	Approved
305 Turquoise Trade - mechanical Final	7/1/2011	M05-11-11-76	Approved
1102 2nd Street - Plumbing underground	7/1/2011	P06-29-11-178	Approved
2221 cedar - Plumbing Underground	7/1/2011	P06-28-11-777	Approved
33 prairie Knoll - Irrigation System	7/6/2011	P07-01-11-181	Approved
412 Volney - Plumbing Underground	7/6/2011	P06-415-11-158	Approved
1928 Palm - Gas test	7/6/2011	P06-15-11-158	Approved
910 orange - gas test	7/6/2011	P06-27-11-173	Approved
222 nanlee - gas test	7/6/2011	P06-27-11-172	Approved
1426 Scott - Meter Service	7/6/2011	E06-28-11-172	Approved
217 Splintered arrow - Sewer	7/7/2011	P05-03-11-115	Approved
25 Prqairie Knoll - Electrical Pool Rough	7/7/2011	E07-06-11-77	Approved
4004 Prairie- electric meter	7/7/2011	E07-05-11-176	Approved
2311 12th Avenue - Plumbing Underground	7/7/2011	P07-05-11-183	Approved
1304 lake- gas Test	7/7/2011	P07-06-11-186	Approved
2809 cedar - Electrical meter	7/7/2011	E06-30-11-174	Approved
606 Hollingsworth- building Final	7/8/2011	B01-28-11-34	Approved

606 Hollingsworth - Mechanical Final	7/8/2011	M04-25-11-67	Approved
222 Nanlee- meter loop re insp.	7/11/2011	E06-07-11-168	approved
2405 Jackaon - Walks	7/11/2011		approved
805 Indgo Springs - Bld. Final	7/11/2011	B06-21-11-21	approved
805 Indgo Springs - Eletc. Final	7/11/2011	E04-258-11-106	approved
805 Indgo Springs - Plumb. Final	7/11/2011	Po4-14-11-94	approved
805 Indgo Springs - AC final	7/11/2011	M05-05-11-72	approved
2311 12th Avenue - foundation	7/11/2011	B06-21-11-253	approved
910 Orange - drive	7/11/2011	B06-10-11-242	approved
222 Nanlee- drive	7/11/2011		approved
2507 Houston Dr. S. gas test	7/11/2011	P07-11-11-192	approved
225 Shoshone Ridge - sewer	7/11/2011	P06-06-11-144	approved
126 Anita- sewer & water	7/11/2011	P07-07-11-188	approved
859 Driftwood - final	7/11/2011	B10-29-10-412	approved
859 Driftwood - final	7/11/2011	E11-18-10-288	approved
859 Driftwood - final	7/11/2011	P11-03-10-288	approved
859 Driftwood - final	7/11/2011	M11-23-10-14	approved
1314 Cedar- meter loop	7/11/2011	E06-30-11-173	approved
225 Shoshone- sewer & water	7/12/2011	P06-06-11-144	approved
1701 Possum Trot- gas test	7/12/2011	P06712-11-193	approved
826 Indgo Springs -	7/12/2011	B04-28-11-183	approved
826 Indgo Springs -	7/12/2011	E04-25-11-105	approved
826 Indgo Springs -	7/12/2011	P04-21-11-103	approved
826 Indgo Springs -	7/12/2011	M05-13-11-78	approved
222 Nanlee- meter loop re insp.	7/12/2011	E06-07-11-168	approved
910 Orange- meter loop	7/12/2011	E06-17-11-169	approved
217 Splintered arrow -meter loop	7/12/2011	E05-20-11-139	approved
1428 Forman - meter loop	7/12/2011	E07-11-11-179	approved
412 Chip- sewer line	7/13/2011	P05-24-11-135	approved
412 Chip- gas line	7/13/2011	P05-24-11-135	approved
2230 Erickson- Gas Test	7/13/2011	P006-27-11-170	approved
130 Mustang Stampede - gas test	7/13/2011	P05-3-11-114	approved
302 Newman - padio slab	7/13/2011	B07-05-11-217	approved
2430 Florence- AC rough in	7/13/2011	M07-12-11-107	approved
226 Franlee- AC rough in	7/13/2011	M07-12-11-106	approved
863 Indgo Springs - driveway	7/13/2011	B06-30-11-275	Failed
863 Indgo Springs - walks	7/13/2011	B06-30-11-275	Failed
8763 Indgo Springs - Meter loop	7/13/2011		approved
412 Volney - foundation	7/13/2011	B06-08-11-236	approved
1705 Austin -meter loop	7/13/2011	E20711-1-182	Failed

Permit Tally For: July, 2011

Printed: 7/18/2011

	PRIVATE:					PUBLIC:				
Permit Purpose	Permits	Const Value	Charges	Bldgs	Units	Permits	Const Value	Charges	Bldgs	Units
	28	$133,593.00	$1,125.04				$.00	$.00		
Demolition	1	$.00	$25.00				$.00	$.00		
Improve Commercial/Indust Bld	1	$50.00	$15.00	1			$.00	$.00		
Improve SF Residential	4	$9,887.81	$95.00		3		$.00	$.00		
New SF Residential	2	$308,070.00	$1,247.00				$.00	$.00		
Remodel	4	$11,000.00	$140.24				$.00	$.00		
Repair/Remodel Comm/Indust Bldg.	1	$5,500.00	$40.00	1			$.00	$.00		
Repairs from IKE	2	$40,000.00	$220.00		2		$.00	$.00		
Residential Electrical	8	$1,100.00	$399.36		7		$.00	$.00		
Residential Mechanical	2	$2,200.00	$66.50		2		$.00	$.00		
Residential Plumbing	7	$.00	$221.00		5		$.00	$.00		
Sign	1	$30,000.00	$160.00				$.00	$.00		
TOTALS:	61	$541,400.81	$3,754.14	2	19		$.00	$.00		

City of La Marque, Texas/BV 877-837-8775

Permit Tally For: July, 2011

Printed: 7/18/2011

	PRIVATE:					PUBLIC:				
Permit Purpose	Permits	Const Value	Charges	Bldgs	Units	Permits	Const Value	Charges	Bldgs	Units
	28	$133,593.00	$1,125.04				$.00	$.00		
Demolition	1	$.00	$25.00				$.00	$.00		
Improve Commercial/Indust Bld	1	$50.00	$15.00	1			$.00	$.00		
Improve SF Residential	4	$9,887.81	$95.00		3		$.00	$.00		
New SF Residential	2	$308,070.00	$1,247.00				$.00	$.00		
Remodel	4	$11,000.00	$140.24				$.00	$.00		
Repair/Remodel Comm/Indust Bldg.	1	$5,500.00	$40.00	1			$.00	$.00		
Repairs from IKE	2	$40,000.00	$220.00		2		$.00	$.00		
Residential Electrical	8	$1,100.00	$399.36		7		$.00	$.00		
Residential Mechanical	2	$2,200.00	$66.50		2		$.00	$.00		
Residential Plumbing	7	$.00	$221.00		5		$.00	$.00		
Sign	1	$30,000.00	$160.00				$.00	$.00		
TOTALS:	61	$541,400.81	$3,754.14	2	19		$.00	$.00		

EMERGENCY MANAGEMENT

FIRE MARSHALL

July 18, 2011

JENNIFER PIERCE

Fire Marshal/Emergency Management Coordinator

Status Report

Section 1

Emergency Management

The Office of Emergency Management is conducting an informal assessment of the state of readiness for the entire City of La Marque. Fire Marshal Pierce has visited each of the City buildings and has toured the City looking for potential hazards and areas of concern.

Grant funds are currently available through multiple sources. Fire Marshal Pierce is working to assess the needs of the community, as it pertains to Emergency Management, and apply for as much financial support as possible.

In addition to the above, Fire Marshal Pierce has begun attending local and county-wide meetings to better familiarize herself with the operations of the County as a whole and the role of the City during a disaster.

A report detailing all of Fire Marshal Pierce's findings will be provided to the City Manager in the upcoming weeks.

Fire Prevention

The Office of the Fire Marshal is conducting an informal assessment of the current level of inspections. Fire Marshal Pierce has visited each of the City buildings and has toured the City looking for potential hazards and areas of concern. It is the intent of the Fire Marshal to ensure that each of the City buildings reflect a "fire safe" image as we are requiring the local commercial businesses to do the same.

The Department of Homeland Security Grant funding periods are opening soon. Fire Marshal Pierce is working with the Fire Chief and Captains to assess the needs of the Fire Department as well as those of the community. All federal funds from the Department of Homeland Security require a 5% cost match from the City.

A report detailing all of Fire Marshal Pierce's findings will be provided to the City Manager in the upcoming weeks.

Public Education

The Office of the Fire Marshal is conducting an informal assessment of the most common safety concerns for the citizens of La Marque. Maintaining a high level of quality safety education is important for any community.

In addition to the above, Fire Marshal Pierce has begun attending local meetings to better familiarize herself with the citizens of La Marque. She is looking forward to speaking to different groups in the upcoming future. Creating changes in behavior will make the community safer for both the citizens and the public safety responders.

A report detailing all of Fire Marshal Pierce's findings will be provided to the City Manager in the upcoming weeks.

DEPARTMENTAL REPORT

FINANCE

City of La Marque

Memo

To: Eric Gage, City Manager

From: Karen Cooper

CC: Members of City Council

Date: July 20, 2011

Re: Financial Report as of July 15, 2011

Included for your review:

Weekly deposits for the month of July through the 15th.

Check Register for month of July through the week of July 15th

Budget to Actual revenues and expenditures for July 15, 2011.

	WEEKLY RECAP					Total
	01-Jul	05-Jul	11-Jul	18-Jul	25-Jul	Collections
Building & Inspections	$ 1,375.33	1,693.20	2,847.04	416.75	-	$ 6,332.32
Municipal Court	1,034.50	11,147.00	9,867.00	7,476.00	-	$ 29,524.50
Utility Accounting	28,290.68	137,149.14	78,850.68	28,873.32	-	$ 273,163.82
Library	1,157.56	15.85	-	-	-	$ 1,173.41
Police	-	-	-	-	-	$ -
Fire/EMS	6,496.59	-	8,622.64	-	-	$ 15,119.23
Finance & Misc Revenues	-	8,952.15	1,757.47	125,580.99	-	$ 136,290.61
	$ 38,354.66	$ 158,957.34	$ 101,944.83	$ 162,347.06	$ -	$ 461,603.89

A/P Check Register

Check Status	Check Number	Check Date	Vendor Name	Net Check Amount
	107623	07/01/11	AFLAC	2,098.08
	107624	07/01/11	AMOCO FEDERAL CREDIT UNION	606.00
	107625	07/01/11	BERTHA HENDERSON	44.00
	107626	07/01/11	BLUE CROSS BLUESHIELD OF TEXAS	89,784.56
	107627	07/01/11	BROOKSIDE EQUIPMENT SALES	619.84
	107628	07/01/11	C&S JANITORIAL SERVICES, INC.	1,995.00
	107629	07/01/11	CENTER POINT ENERGY	759.54
	107630	07/01/11	CITI MORTGAGE INC.	1,435.00
	107631	07/01/11	COMPREHENSIVE INSURANCE	357.16
	107632	07/01/11	DOLPHIN CHEMICAL & SUPPLY LLC	44.00
	107633	07/01/11	FIRST AMERICAN R/E TAX SERVICE	186.55
	107634	07/01/11	FRAZIER, INC.	200.00
	107635	07/01/11	GALVESTON DAILY NEWS	1,291.04
	107636	07/01/11	GARNER ENVIRONMENTAL SVCS	132.50
	107637	07/01/11	GRAND VIEW BUILDERS	81.80
	107638	07/01/11	HD SUPPLY FACILITIES MAINT.LTD	118.46
	107639	07/01/11	ICMA RETIREMENT CORPORATION	700.21
	107640	07/01/11	INTEGRITY CENTERS CORPORATION	79.65
	107641	07/01/11	INTERMEDIX	4,503.83
	107642	07/01/11	LA MARQUE POLICE	1,090.00
	107643	07/01/11	LM PROF FIREFIGHTERS	640.00
	107644	07/01/11	MAINLAND COMMUNITIES	111.91
	107645	07/01/11	MAINLAND TESTING CENTER	195.00
	107646	07/01/11	MAINLAND TOOL & SUPPLY	110.78
	107647	07/01/11	MATTHEWS,INC	109.80
	107648	07/01/11	METROPOLITAN LIFE INS. CO.	1,144.73
	107649	07/01/11	O'REILLY AUTO PARTS	37.97
	107650	07/01/11	OFFICE OF ATTORNEY GENERAL	3,338.60
	107651	07/01/11	PARRISH & PARRISH TRACTOR SERV	650.00
	107652	07/01/11	PETTY CASH	100.06
	107653	07/01/11	PRINCIPAL LIFE INSURANCE CO.	1,848.33
	107654	07/01/11	PRINCIPAL LIFE-DENTAL	955.71
	107655	07/01/11	PRINCIPAL LIFE-VISION	312.62
	107656	07/01/11	ROBERT BARFIELD	1,100.00
	107657	07/01/11	SAM'S CLUB DIRECT	1,178.03
	107658	07/01/11	SHERWIN WILLIAMS	20.92
	107659	07/01/11	SPECIALTY UNDERWRITERS	1,932.25
	107660	07/01/11	T.C.E.Q.	111.00
	107661	07/01/11	TEXAS CITY STANDARD	189.95
	107662	07/01/11	TG	91.33
	107663	07/01/11	TNT SIGNS	508.00
	107664	07/01/11	U.S. DEPARTMENT OF EDUCATION	126.26
	107665	07/01/11	USW INTERNATIONAL UNION	67.68
	107666	07/01/11	WILLIAM W. HEITKAMP, TRUSTEE	1,017.00
	107669	07/07/11	ACT PIPE & SUPPLY INC	5,988.36
	107670	07/07/11	ALERT ALARMS	50.00
	107671	07/07/11	ALEX'S AIR CONDITIONING	378.78
	107672	07/07/11	ALSAY, INC.	475,000.00
	107673	07/07/11	APACHE OIL COMPANY	19,364.82

A/P Check Register

Check Status	Check Number	Check Date	Vendor Name	Net Check Amount
	107674	07/07/11	APPLIED IND. TECH.	110.65
	107675	07/07/11	ASSESSMENTS OF THE SOUTHWEST	975.00
	107676	07/07/11	BADGER-METER INC.	782.63
	107677	07/07/11	BAULCH SAND PIT, LLC	108.00
	107678	07/07/11	BAY OIL COMPANY, INC.	288.18
	107679	07/07/11	BENNY R. HOOPER	1,506.35
	107680	07/07/11	BEVIS PEST CONTROL	200.00
	107681	07/07/11	BOBBY HOCKING	177.50
	107682	07/07/11	BOUND TREE MEDICAL	56.78
	107683	07/07/11	BUTTRUM, KIM	25.00
	107684	07/07/11	CAROL MCLEMORE	524.91
	107685	07/07/11	CERIDIAN BENEFIT SERVICES	129.78
	107686	07/07/11	CLENT BROWN	177.50
	107687	07/07/11	COLLEGE OF THE MAINLAND	595.00
	107688	07/07/11	COMCAST	68.74
	107689	07/07/11	COMPUTER EXTENSION SYS., INC.	2,865.78
	107690	07/07/11	COMPUTERS ELECTRONICS	26.58
	107691	07/07/11	CONNIE TRUBE	50.00
	107692	07/07/11	CONSOLIDATED ELECTRICAL	109.04
	107693	07/07/11	CRESCENT ELECTRIC CO.	2,542.75
	107694	07/07/11	DE LAGE LANDEN PUBLIC FINANCE	149.00
	107695	07/07/11	DEBBY KITTREDGE	221.69
	107696	07/07/11	DELL MARKETING L.P.	5,969.67
	107697	07/07/11	DELORES DILLON	465.22
	107698	07/07/11	DENNIS MACIK	536.55
	107699	07/07/11	DEPT OF STATE HEALTH SERVICES	25.00
	107700	07/07/11	DR. PAUL FINE	650.00
	107701	07/07/11	DRAWBRIDGE HOMES, LLC.	150.00
	107702	07/07/11	DXI INDUSTRIES, INC.	1,474.87
	107703	07/07/11	EASTEX ENVIRONMENTAL LAB.	290.00
	107704	07/07/11	ELECTRONIC SUPPLY CO,INC.	43.71
	107705	07/07/11	ELLIOTT ELECTRIC SUPPLY	463.46
	107706	07/07/11	ELLIS J. ORTEGO	2,500.00
	107707	07/07/11	ELXSI	1,800.00
	107708	07/07/11	EMPLOYER PLAN SERVICES	2,181.00
	107709	07/07/11	ENVIRODYNE LABORATORIES	937.00
	107710	07/07/11	GEORGE A. KING & ASSOCIATES	935.00
	107711	07/07/11	GREGORY RIEDE, PHD.	200.00
	107712	07/07/11	HACH CHEMICAL	462.61
	107713	07/07/11	HAHN EQUIPMENT CO. INC.	3,812.81
	107714	07/07/11	HD SUPPLY FACILITIES MAINT.LTD	236.02
	107715	07/07/11	HSBC BUSINESS SOLUTIONS	80.00
	107716	07/07/11	HUFF AND MITCHELL, INC.	14,403.56
	107717	07/07/11	IES RESIDENTIAL	86.40
	107718	07/07/11	INTEGRITY CENTERS CORPORATION	159.30
	107719	07/07/11	JAMES L. OSTEEN	50.00
	107720	07/07/11	JOHN A WALKER ROOFING CO,	2,728.00
	107721	07/07/11	KEITH BELL	50.00
	107722	07/07/11	LES CON PLUMBING, INC.	80.00

Check Status	Check Number	Check Date	Vendor Name	Net Check Amount
	107723	07/07/11	LONE STAR UNIFORMS, INC.	410.00
	107724	07/07/11	LOWE'S BUSINESS ACCOUNT	431.01
	107725	07/07/11	MAINLAND BOLT & SUPPLY	64.08
	107726	07/07/11	MAINLAND TESTING CENTER	195.00
	107727	07/07/11	MAINLAND TOOL & SUPPLY	162.99
	107728	07/07/11	MICROFLEX	209.80
	107729	07/07/11	NAPCO CHEMICAL COMPANY	2,967.45
	107730	07/07/11	NTS MIKEDON, LLC	142.50
	107731	07/07/11	O'REILLY AUTO PARTS	14.02
	107732	07/07/11	OLSON & OLSON ATTN AT LAW	264.00
	107733	07/07/11	RAYDON ALEXANDER	227.33
	107734	07/07/11	ROTARY CLUB OF LA MARQUE	130.00
	107735	07/07/11	SCOTT VETERINARY CLINIC	260.50
	107736	07/07/11	SHERWIN WILLIAMS	33.88
	107737	07/07/11	SNIDER'S TRANSMISSION	3,350.00
	107738	07/07/11	SPARKLETTS & SIERRA SPRINGS	86.95
	107739	07/07/11	STANDARD STEEL SUPPLY	47.00
	107740	07/07/11	STERICYCLE, INC.	99.82
	107741	07/07/11	STERLING-LIGHTHOUSE	595.50
	107742	07/07/11	TEXAS CITY FEED & SUPPLY	37.99
	107743	07/07/11	TEXAS CITY STANDARD	264.29
	107744	07/07/11	TEXAS WATER UTILITIES ASSC.	50.00
	107745	07/07/11	THE WINDSHIELD DOCTOR	90.00
	107746	07/07/11	TRIPLEX INCORPORATED	55.00
	107747	07/07/11	UNITED PARCEL SERVICE	222.02
	107748	07/07/11	WESLEY M WALKER	100.00
	107749	07/07/11	WILKINSON SUPPLY CO.	135.00
	107752	07/14/11	AFLAC	2,093.66
	107753	07/14/11	AMOCO FEDERAL CREDIT UNION	606.00
	107754	07/14/11	COMPREHENSIVE INSURANCE	357.16
	107755	07/14/11	ICMA RETIREMENT CORPORATION	619.09
	107756	07/14/11	MAINLAND COMMUNITIES	111.91
	107757	07/14/11	METROPOLITAN LIFE INS. CO.	1,144.73
	107758	07/14/11	OFFICE OF ATTORNEY GENERAL	3,623.37
	107759	07/14/11	PRINCIPAL LIFE-DENTAL	955.71
	107760	07/14/11	PRINCIPAL LIFE-VISION	312.62
	107761	07/14/11	TEXAS MUNICIPAL	63,170.53
	107762	07/14/11	TEXAS WORKFORCE COMMISS.	1,574.14
	107763	07/14/11	TG	91.33
	107764	07/14/11	U.S. DEPARTMENT OF EDUCATION	126.26
	107765	07/14/11	USW INTERNATIONAL UNION	67.68
	107766	07/14/11	WILLIAM W. HEITKAMP, TRUSTEE	1,017.00
				761,785.47

* * * End of Report * * *

City of LaMarque
COMBINED REVENUE & EXPENSE

Fund: 1 GENERAL FUND Department: REVENUE Program:

Period Ending: 07/2011

Account	Description	ANNUAL BUDGET	CURRENT MONTH ACTUAL	YTD ACTUAL	YTD % COLLECT SPENT	BUDGET BALANCE
01-3100-00-00	CURRENT YEAR PROPERTY TAXES	2,350,000.00-		2,312,864.85-	98.420	37,135.15-
01-3101-00-00	DELINQUENT TAXES	235,000.00-	151.94-	80,075.50-	34.075	154,924.50-
01-3102-00-00	PENALTY AND INTEREST	70,000.00-		46,983.99-	67.120	23,016.01-
01-3103-00-00	VIT-Vehicle Inventory Tax			1,612.96-		1,612.96
01-3105-00-00	REFUNDS AS CONTRA REVENUE	1,000.00-				1,000.00-
01-3200-00-00	TEXAS-NEW MEXICO 4% FRANCHISE	509,000.00-		215,282.49-	42.295	293,717.51-
01-3201-00-00	CENTERPOINT/ENTEX GROSS RCP 3%	98,000.00-		47,263.40-	48.228	50,736.60-
01-3202-00-00	RELIANT/ HL&P FRANCHISE 2%	13,000.00-				13,000.00-
01-3203-00-00	COMCAST CABLE FRANCHISE FEES	180,000.00-		89,696.56-	49.831	90,303.44-
01-3204-00-00	HB1777 TELEPHONE LINE FEES	83,000.00-		36,132.76-	43.533	46,867.24-
01-3205-00-00	SALES AND USE TAX	2,405,500.00-	173,868.26-	1,479,332.91-	61.498	926,167.09-
01-3206-00-00	BINGO TAX	57,250.00-		27,673.47-	48.338	29,576.53-
01-3207-00-00	MIXED DRINK SALES TAX	22,250.00-	5,698.10-	15,288.13-	68.711	6,961.87-
01-3215-00-00	15¢ GGP ADMISSION FEE	31,500.00-	490.05-	16,839.75-	53.460	14,660.25-
01-3300-00-00	RE-ZONING FEES	1,100.00-		1,850.00-	168.182	750.00
01-3301-00-00	WRECKER PERMIT FEE	4,000.00-		900.00-	22.500	3,100.00-
01-3303-00-00	GOLD & SILVER PERMITS	300.00-		300.00-	100.000	
01-3304-00-00	PIPELINE PERMITS	500.00-		600.00-	120.000	100.00
01-3305-00-00	RELEASE OF LIEN	5,000.00-		3,371.82-	67.436	1,628.18-
01-3306-00-00	ALCOHOLIC BEVERAGE PERMITS	5,500.00-		2,399.50-	43.627	3,100.50-
01-3307-00-00	PLAT FEES	550.00-		600.00-	109.091	50.00
01-3308-00-00	GASOLINE PERMITS	3,000.00-		1,000.00-	33.333	2,000.00-
01-3309-00-00	BURIAL PERMITS	2,500.00-	50.00-	3,490.00-	139.600	990.00
-3311-00-00	MOBILE HOME PERMIT	400.00-	230.00-	305.00-	76.250	95.00-
-3312-00-00	BUILDING PERMITS	118,500.00-	708.00-	55,490.60-	46.828	63,009.40-
-3313-00-00	PLUMBING PERMITS	19,500.00-	554.00-	10,926.78-	56.035	8,573.22-
01-3314-00-00	ELECTRICAL PERMITS	21,500.00-	551.84-	10,626.88-	49.427	10,873.12-
01-3315-00-00	MECHANICAL PERMITS	4,500.00-	154.00-	2,624.54-	58.323	1,875.46-
01-3317-00-00	SOLICITORS VENDOR PERMIT	900.00-	100.00-	450.00-	50.000	450.00-
01-3318-00-00	JUNK YARD PERMITS	400.00-		250.00-	62.500	150.00-
01-3319-00-00	ABANDONMENTS	50.00-				50.00-
01-3320-00-00	SEISMIC TESTING PERMIT			20.00-		20.00
01-3321-00-00	ALARM Reg/Permit Fees			1,540.00-		1,540.00
01-3322-00-00	PUBLIC INFORMATION REQUESTS	1,500.00-		387.46-	25.831	1,112.54-
01-3323-00-00	COIN OPERATED MACHINE LICENSE	153,500.00-		141,450.00-	92.150	12,050.00-
01-3324-00-00	PARK RENTAL	2,500.00-		1,675.00-	67.000	825.00-
01-3325-00-00	PLAN REVIEW FEE	40,000.00-	858.00-	18,905.47-	47.264	21,094.53-
01-3327-00-00	Temp Operating Permit-Bldg	450.00-				450.00-
01-3400-00-00	MUNICIPAL COURT FINES	760,000.00-	19,217.53-	461,802.94-	60.764	298,197.06-
01-3402-00-00	SPC COURT FEE (DSC) $10 (CITY)	7,800.00-	120.00-	2,830.00-	36.282	4,970.00-
01-3405-00-00	CRT SECURITY FEE $3	13,000.00-	249.04-	5,927.53-	45.596	7,072.47-
01-3406-00-00	ACCIDENT REPORT FEES	4,000.00-		1,099.60-	27.490	2,900.40-
01-3407-00-00	OPEN RECORDS	100.00-	1.50-	13.90-	13.900	86.10-

Account	Description	ANNUAL BUDGET	CURRENT MONTH ACTUAL	YTD ACTUAL	YTD % COLLECT SPENT	BUDGET BALANCE
01-3408-00-00	$5.00 ARREST FEE 100% TO CITY	22,500.00-	513.07-	12,514.86-	55.622	9,985.14-
01-3409-00-00	FINGER PRINTING	150.00-		150.00-	100.000	
01-3430-00-00	O-3509 LIBRARY FINES	4,700.00-	15.85-	3,101.23-	65.984	1,598.77-
01-3500-00-00	REFUSE COLLECTION ADJUSTMENTS			1,105.91-		1,105.91
01-3501-00-00	LATE PAYMENT CHARGES	41,500.00-		18,947.56-	45.657	22,552.44-
01-3502-00-00	PLASTIC BAG SALES	7,100.00-	194.10-	4,679.40-	65.907	2,420.60-
01-3503-00-00	NSF CHECK FEES	100.00-		100.00-	100.000	
01-3521-00-00	SANITATION - RESIDENTIAL	785,000.00-		768,866.66-	97.945	16,133.34-
01-3522-00-00	SANITATION - SENIOR CITIZEN-65	148,300.00-				148,300.00-
01-3523-00-00	SANITATION - COMMERCIAL	539,000.00-		365,227.18-	67.760	173,772.82-
01-3524-00-00	SANITATION - DUPLEX	11,500.00-				11,500.00-
01-3525-00-00	SANITATION - MOBILE HOMES	5,500.00-				5,500.00-
01-3526-00-00	SANITATION - APARTMENTS	100.00-				100.00-
01-3527-00-00	RECYCLE REVENUES	200.00-				200.00-
01-3528-00-00	SPECIAL CUSTOMER PICK-UP	150.00-				150.00-
01-3529-00-00	SANITATION - FRANCHISE FEE	7,000.00-		2,227.96-	31.828	4,772.04-
01-3530-00-00	AMBULANCE FEES	375,000.00-	13,192.15-	301,738.43-	80.464	73,261.57-
01-3531-00-00	FIRE SERVICE FEES	17,160.00-	927.08-	11,261.93-	65.629	5,898.07-
01-3533-00-00	AMBULANCE PERMIT FEES	300.00-		100.00-	33.333	200.00-
01-3535-00-00	FIRE CODE PLAN REVIEW REVENUE	16,500.00-		3,595.00-	21.788	12,905.00-
01-3536-00-00	FIRE CODE INSPECTION SERV REV	17,800.00-		4,525.00-	25.421	13,275.00-
01-3537-00-00	TEMPORARY OPERAT PERMIT REV	600.00-		5,940.00-	990.000	5,340.00
01-3605-00-00	INTEREST ON INVESTMENTS	23,200.00-		906.30-	3.906	22,293.70-
-3619-00-00	O-3504 MOWING LIEN PAYMENTS	8,500.00-	605.54-	4,234.17-	49.814	4,265.83-
-3620-00-00	DEMOLITION REVENUE	72,950.00-	125.00-	400.00-	.548	72,550.00-
-3621-00-00	O-3505 CULVERT SETTING FEE	3,500.00-		651.00-	18.600	2,849.00-
01-3627-00-00	O-3508 MISCELLANEOUS REVENUE	5,633.00-	20.00-	2,318.14-	41.153	3,314.86-
01-3628-00-00	Unclaimed Monies - State			1,616.56-		1,616.56
01-3629-00-00	O-3511 CASH OVER (SHORT)	100.00-		6.65-	6.650	93.35-
01-3630-00-00	ADMINSTRATIVE FEE	5,200.00-	100.00-	2,400.00-	46.154	2,800.00-
01-3633-00-00	O-3513 PVNG FEE/MOW RR ROW	1,800.00-				1,800.00-
01-3635-00-00	COMMUNITY ROOM RENTAL FEES	2,350.00-		900.00-	38.298	1,450.00-
01-3637-00-00	INMATE TELEPHONE RECEIPTS	400.00-		207.72-	51.930	192.28-
01-3641-00-00	Financing-Equip/Vehicles	324,764.00-				324,764.00-
01-3648-00-00	CONNECT CTY FEE REVENUE	15,900.00-		11,495.40-	72.298	4,404.60-
01-3707-00-00	REIMB - SECURITY FUND	5,000.00-		3,750.03-	75.001	1,249.97-
01-3708-00-00	STATE GRANT REVENUE	23,500.00-				23,500.00-
01-3717-00-00	O-3608 INSURANCE CLAIM PYMNT	79,500.00-				79,500.00-
01-3719-00-00	O-9021 CREDIT FOR EDC MANAGER	85,000.00-		63,749.97-	75.000	21,250.03-
01-3803-00-00	LOAN STAR LIBRARIES GRANT	8,400.00-		6,592.00-	78.476	1,808.00-
01-3807-00-00	O-3607 MISC. DONATIONS RCVD.	1,000.00-		3,609.89-	360.989	2,609.89
01-3817-00-00	FEMA GRANT REIMBURSEMENT	51,150.00-				51,150.00-
01-3821-00-00	Hurricane IKE-FEMA/INS Monies			1,242.54-		1,242.54

City of LaMarque
COMBINED REVENUE & EXPENSE
Period Ending: 07/2011

Fund: 1 GENERAL FUND Department: REVENUE Program:

Account	Description	ANNUAL BUDGET	CURRENT MONTH ACTUAL	YTD ACTUAL	YTD % COLLECT SPENT	BUDGET BALANCE
01-9002-00-00	TRANSFER IN - 02, UTILITY FUND	160,600.00-		113,699.97-	70.797	46,900.03-
01-9005-00-00	TRANSFER IN - 05, EQUIP REPL	57,836.00-		43,377.03-	75.000	14,458.97-
01-9010-00-00	TRANSFER IN - 10, HOTEL FUND	20,000.00-				20,000.00-
01-9015-00-00	OPERATNG TRANSFR IN FROM F.15	20,000.00-		15,000.03-	75.000	4,999.97-
01-9019-00-00	EDC ADMINISTRATIVE FEE	25,300.00-		18,974.97-	75.000	6,325.03-
Subtotal:		10,228,293.00-	218,695.05-	6,899,097.28-	67.451	3,329,195.72-
Program number:		10,228,293.00-	218,695.05-	6,899,097.28-	67.451	3,329,195.72-
Department number:	REVENUE	10,228,293.00-	218,695.05-	6,899,097.28-	67.451	3,329,195.72-
Revenue	Subtotal - - - - - -	10,228,293.00-	218,695.05-	6,899,097.28-	67.451	3,329,195.72-

City of LaMarque
COMBINED REVENUE & EXPENSE
Period Ending: 07/2011

Fund: 1 GENERAL FUND Department: 1 ADMINISTRATION Program: 1 CITY MANAGER'S OFFICE

Account	Description	ANNUAL BUDGET	CURRENT MONTH ACTUAL	YTD ACTUAL	YTD % COLLECT SPENT	BUDGET BALANCE
01-1010-01-01	REGULAR PAYROLL	245,286.00	19,098.94	165,076.29	67.300	80,209.71
01-1020-01-01	LONGEVITY	930.00		732.00	78.710	198.00
01-1040-01-01	OVERTIME	1,000.00				1,000.00
01-1060-01-01	PAYROLL TAXES	20,586.00	1,590.87	13,688.03	66.492	6,897.97
01-1065-01-01	RETIREMENT (TMRS)	26,732.00	2,066.52	17,212.78	64.390	9,519.22
01-1070-01-01	GROUP HEALTH INSURANCE	35,136.00	1,214.63	11,279.81	32.103	23,856.19
01-1075-01-01	WORKERS COMPENSATION	648.00		463.34	72.275	179.66
01-2010-01-01	OPERATING SUPPLIES	2,500.00		2,991.69	119.668	491.69-
01-2031-01-01	Vehicle Allowance/Rentals	12,000.00	1,000.00	10,000.00	83.333	2,000.00
01-2070-01-01	JANITORIAL SUPPLIES & MAINT.	100.00				100.00
01-3020-01-01	REPAIR/MAINT--BLDG FURN & FIX	500.00				500.00
01-3040-01-01	REPAIR & MAINT--EQUIPMENT	1,000.00				1,000.00
01-4030-01-01	GENERAL INSURANCE	3,500.00		2,415.94	69.027	1,084.06
01-4040-01-01	PROFESSIONAL FEES	5,000.00		472.02	9.440	4,527.98
01-4060-01-01	SCHOOL AND TRAVEL	4,000.00		1,556.90	38.923	2,443.10
01-4071-01-01	SUBSCRIPTIONS	1,500.00	130.00	1,525.68	101.712	25.68-
01-5010-01-01	COMMUNICATIONS	3,000.00		76.00	2.533	2,924.00
01-5020-01-01	UTILITIES	3,200.00		1,540.22	48.132	1,659.78
Subtotal:		366,618.00	25,100.96	229,035.70	62.473	137,582.30
Program number: 1 CITY MANAGER'S OFFICE		366,618.00	25,100.96	229,035.70	62.473	137,582.30

City of LaMarque
COMBINED REVENUE & EXPENSE

Fund: 1 GENERAL FUND Department: 1 ADMINISTRATION Program: 2 GENERAL ADMINISTRATION EXPENSE

Period Ending: 07/2011

Account	Description	ANNUAL BUDGET	CURRENT MONTH ACTUAL	YTD ACTUAL	YTD % COLLECT SPENT	BUDGET BALANCE
01-2010-01-02	OPERATING SUPPLIES	6,000.00	269.98	3,332.87	55.548	2,667.13
01-2011-01-02	POSTAGE	9,000.00		6,064.43	67.383	2,935.57
01-2031-01-02	RENTAL EXPENSE	3,500.00	321.15	6,015.97	171.885	2,515.97-
01-2070-01-02	JANITORIAL SUPPLIES & MAINT.	4,000.00	997.50	11,074.64	276.866	7,074.64-
01-3020-01-02	REPAIR/MAINT--BLDG FURN & FIX	12,000.00	200.00	3,284.20	27.368	8,715.80
01-3040-01-02	REPAIR & MAINT--EQUIPMENT	500.00				500.00
01-4030-01-02	GENERAL INSURANCE	20,000.00		13,832.29	69.161	6,167.71
01-4040-01-02	PROFESSIONAL FEES	75,000.00	2,500.00	26,541.48	35.389	48,458.52
01-4041-01-02	CLEAN CITY COMMISSION	14,750.00		7.00-	-.047	14,757.00
01-4049-01-02	Cemetary Board	500.00				500.00
01-4050-01-02	ADVERTISING AND PROMOTION	500.00		987.05	197.410	487.05-
01-4071-01-02	DUES SUBSCRIPTIONS	5,500.00	20.00	2,478.00	45.055	3,022.00
01-5010-01-02	COMMUNICATIONS	700.00		2,877.47	411.067	2,177.47-
01-5020-01-02	UTILITIES	7,500.00	4.80	17,639.44	235.193	10,139.44-
Subtotal:		159,450.00	4,313.43	94,120.84	59.028	65,329.16
Program number: 2 GENERAL ADMINISTRATION EXPENSE		159,450.00	4,313.43	94,120.84	59.028	65,329.16

Fund: 1 GENERAL FUND Department: 1 ADMINISTRATION Program: 3 CITY COUNCIL

Period Ending: 07/2011

Account	Description	ANNUAL BUDGET	CURRENT MONTH ACTUAL	YTD ACTUAL	YTD % COLLECT SPENT	BUDGET BALANCE
01-2010-01-03	MISC ADMIN EXPENSES	3,000.00	202.96	355.63	11.854	2,644.37
01-2070-01-03	JANITORIAL SUPPLIES & MAINT.	500.00				500.00
01-3020-01-03	REPAIR/MAINT--BLDG FURN & FIX	1,000.00		860.40	86.040	139.60
01-4030-01-03	GENERAL INSURANCE	7,500.00		5,187.11	69.161	2,312.89
01-4040-01-03	PROFESSIONAL FEES			306.00		306.00-
01-4060-01-03	SCHOOL AND TRAVEL	5,000.00	355.00	2,945.64	58.913	2,054.36
01-4065-01-03	COUNCIL EXPENSES	5,000.00	150.00	1,803.86	36.077	3,196.14
01-4071-01-03	SUBSCRIPTIONS	2,500.00		571.28	22.851	1,928.72
01-5020-01-03	UTILITIES	5,500.00		5,842.39	106.225	342.39-
01-7020-01-03	BUILDINGS, FURNITURE & FIXTURE	2,500.00				2,500.00
Subtotal:		32,500.00	707.96	17,872.31	54.992	14,627.69
Program number: 3 CITY COUNCIL		32,500.00	707.96	17,872.31	54.992	14,627.69
Department number: 1	ADMINISTRATION	558,568.00	30,122.35	341,028.85	61.054	217,539.15

City of LaMarque
COMBINED REVENUE & EXPENSE
Fund: 1 GENERAL FUND Department: 2 FINANCE/ACCOUNTING/TAX Program:
Period Ending: 07/2011

Account	Description	ANNUAL BUDGET	CURRENT MONTH ACTUAL	YTD ACTUAL	YTD % COLLECT SPENT	BUDGET BALANCE
01-1010-02-00	REGULAR PAYROLL	207,938.00	16,968.91	156,285.89	75.160	51,652.11
01-1020-02-00	LONGEVITY	1,974.00		1,974.00	100.000	
01-1040-02-00	OVERTIME	2,500.00		2,505.17	100.207	5.17-
01-1060-02-00	PAYROLL TAXES	17,194.00	1,320.00	12,412.90	72.193	4,781.10
01-1065-02-00	RETIREMENT (TMRS)	21,905.00	1,836.01	16,638.60	75.958	5,266.40
01-1070-02-00	GROUP HEALTH INSURANCE	37,120.00	1,553.08	15,953.89	42.979	21,166.11
01-1075-02-00	WORKERS COMPENSATION	605.00		441.53	72.980	163.47
01-2010-02-00	OPERATING SUPPLIES	7,500.00		4,448.52	59.314	3,051.48
01-2060-02-00	SMALL TOOLS	1,500.00				1,500.00
01-2070-02-00	JANITORIAL SUPPLIES & MAINT.	200.00				200.00
01-3020-02-00	REPAIR/MAINT--BLDG FURN & FIX	550.00		92.95	16.900	457.05
01-3040-02-00	REPAIR & MAINT--EQUIPMENT	6,500.00		1,908.56	29.362	4,591.44
01-4030-02-00	GENERAL INSURANCE	5,000.00		3,454.54	69.091	1,545.46
01-4040-02-00	PROFESSIONAL FEES	85,000.00	129.78	70,230.87	82.625	14,769.13
01-4050-02-00	ADVERTISING	500.00				500.00
01-4060-02-00	SCHOOL AND TRAVEL	1,000.00		1,385.45	138.545	385.45-
01-4071-02-00	SUBSCRIPTIONS	500.00	10.00	53.00	10.600	447.00
01-5010-02-00	COMMUNICATIONS	6,000.00		2,472.48	41.208	3,527.52
01-5020-02-00	UTILITIES	4,000.00		1,539.90	38.498	2,460.10
Subtotal:		407,486.00	21,817.78	291,798.25	71.609	115,687.75
Program number:		407,486.00	21,817.78	291,798.25	71.609	115,687.75
Department number: 2	FINANCE/ACCOUNTING/TAX	407,486.00	21,817.78	291,798.25	71.609	115,687.75

City of LaMarque
COMBINED REVENUE & EXPENSE

Fund: 1 GENERAL FUND Department: 3 INSPECTION Program:

Period Ending: 07/2011

Account	Description	ANNUAL BUDGET	CURRENT MONTH ACTUAL	YTD ACTUAL	YTD % COLLECT SPENT	BUDGET BALANCE
01-1010-03-00	REGULAR PAYROLL	97,914.00	7,242.24	66,222.54	67.633	31,691.46
01-1020-03-00	LONGEVITY	432.00		354.00	81.944	78.00
01-1060-03-00	PAYROLL TAXES	8,090.00	561.05	5,205.40	64.344	2,884.60
01-1065-03-00	RETIREMENT (TMRS)	8,089.00	650.30	6,069.31	75.032	2,019.69
01-1070-03-00	GROUP HEALTH INSURANCE	23,274.00	734.66	7,811.07	33.561	15,462.93
01-1075-03-00	WORKERS COMPENSATION	541.00		363.95	67.274	177.05
01-2010-03-00	OPERATING SUPPLIES	3,500.00		2,458.48	70.242	1,041.52
01-2020-03-00	FUEL SUPPLIES	2,525.00		738.50	29.248	1,786.50
01-2040-03-00	UNIFORMS, MAINT & SAFETY GEAR	100.00		168.00	168.000	68.00-
01-2060-03-00	SMALL TOOLS	600.00		261.26	43.543	338.74
01-2070-03-00	JANITORIAL SUPPLIES & MAINT.	120.00				120.00
01-3030-03-00	REPAIR & MAINT--MOTOR VEHICLES	2,750.00		1,537.86	55.922	1,212.14
01-4030-03-00	GENERAL INSURANCE	4,000.00		2,757.04	68.926	1,242.96
01-4040-03-00	PROFESSIONAL FEES	53,753.00	1,209.48	19,115.10	35.561	34,637.90
01-4050-03-00	LEGAL ADVERTISING	3,000.00		2,299.32	76.644	700.68
01-4060-03-00	CONVENTIONS/SCHOOL/TRAVEL EXP	2,500.00		1,387.96	55.518	1,112.04
01-4071-03-00	DUES, SUBSCRIPTIONS & BOOKS	800.00	10.00	305.00	38.125	495.00
01-5010-03-00	COMMUNICATIONS	4,500.00		3,518.60	78.191	981.40
01-5020-03-00	UTILITIES	1,500.00		1,539.90	102.660	39.90-
01-6091-03-00	Clean City Transfer Out	10,000.00	650.00	8,022.97	80.230	1,977.03
01-6092-03-00	BLDG DEMOLITION & LOT CLEARING	40,000.00		7,816.86	19.542	32,183.14
01-6093-03-00	Steering Comm. Demo Project	20,000.00				20,000.00
Subtotal:		287,988.00	11,057.73	137,953.12	47.902	150,034.88
gram number:		287,988.00	11,057.73	137,953.12	47.902	150,034.88
Department number: 3	INSPECTION	287,988.00	11,057.73	137,953.12	47.902	150,034.88

City of LaMarque
COMBINED REVENUE & EXPENSE
Period Ending: 07/2011

Fund: 1 GENERAL FUND Department: 4 JUDICIAL Program:

Account	Description	ANNUAL BUDGET	CURRENT MONTH ACTUAL	YTD ACTUAL	YTD % COLLECT SPENT	BUDGET BALANCE
01-1010-04-00	REGULAR PAYROLL	173,035.00	12,783.65	133,489.14	77.146	39,545.86
01-1020-04-00	LONGEVITY	900.00		906.00	100.667	6.00-
01-1040-04-00	OVERTIME	5,000.00		2,893.89	57.878	2,106.11
01-1060-04-00	PAYROLL TAXES	14,634.00	1,019.53	10,820.10	73.938	3,813.90
01-1065-04-00	RETIREMENT (TMRS)	18,483.00	1,383.18	14,219.46	76.933	4,263.54
01-1070-04-00	GROUP HEALTH INSURANCE	61,521.00	2,683.83	22,541.14	36.640	38,979.86
01-1075-04-00	WORKERS COMPENSATION	1,640.00		1,174.41	71.610	465.59
01-2010-04-00	OPERATING SUPPLIES	6,000.00		3,950.25	65.838	2,049.75
01-2020-04-00	FUEL	2,000.00		2,178.24	108.912	178.24-
01-2040-04-00	UNIFORMS	750.00		471.49	62.865	278.51
01-2060-04-00	SMALL TOOLS	50.00				50.00
01-3030-04-00	REPAIR & MAINT--MOTOR VEHICLES	600.00		315.95	52.658	284.05
01-4030-04-00	GENERAL INSURANCE	5,000.00		3,443.93	68.879	1,556.07
01-4040-04-00	PROFESSIONAL FEES/JURY TRIAL	6,000.00		6,135.60	102.260	135.60-
01-4041-04-00	CONTRACT JUDGE	12,000.00	375.00	2,575.00	21.458	9,425.00
01-4042-04-00	CONTRACT PROSECUTOR, AND	17,500.00	1,100.00	10,100.00	57.714	7,400.00
01-4060-04-00	CONVENTIONS/SCHOOL/TRAVEL EXP	1,000.00		691.25	69.125	308.75
01-4071-04-00	DUES, SUBSCRIPTIONS & BOOKS	500.00	133.18	316.13	63.226	183.87
01-5010-04-00	COMMUNICATIONS	5,000.00		4,901.74	98.035	98.26
01-5020-04-00	UTILITIES	2,500.00		1,539.90	61.596	960.10
Subtotal:		334,113.00	19,478.37	222,663.62	66.643	111,449.38
gram number:		334,113.00	19,478.37	222,663.62	66.643	111,449.38
artment number: 4	JUDICIAL	334,113.00	19,478.37	222,663.62	66.643	111,449.38

City of LaMarque
COMBINED REVENUE & EXPENSE

Fund: 1 GENERAL FUND Department: 5 POLICE Program:

Period Ending: 07/2011

Account	Description	ANNUAL BUDGET	CURRENT MONTH ACTUAL	YTD ACTUAL	YTD % COLLECT SPENT	BUDGET BALANCE
01-1010-05-00	REGULAR PAYROLL	1,814,328.00	141,103.46	1,467,879.87	80.905	346,448.13
01-1020-05-00	LONGEVITY	17,874.00		18,570.00	103.894	696.00-
01-1040-05-00	OVERTIME	85,000.00	5,791.92	65,721.55	77.319	19,278.45
01-1060-05-00	PAYROLL TAXES	154,415.00	11,301.40	121,355.93	78.591	33,059.07
01-1065-05-00	RETIREMENT (TMRS)	197,711.00	16,091.00	162,631.70	82.257	35,079.30
01-1070-05-00	GROUP HEALTH INSURANCE	328,659.00	27,553.59	261,096.95	79.443	67,562.05
01-1075-05-00	WORKERS COMPENSATION	40,276.00		28,782.20	71.462	11,493.80
01-2010-05-00	OPERATING SUPPLIES	24,000.00	694.20	15,431.35	64.297	8,568.65
01-2011-05-00	CANINE PATROL PROGRAM	1,000.00	856.99	982.79	98.279	17.21
01-2020-05-00	FUEL SUPPLIES	70,000.00		46,675.44	66.679	23,324.56
01-2031-05-00	RENTALS	20,000.00	50.00	4,861.65	24.308	15,138.35
01-2040-05-00	UNIFORMS, MAINT & SAFETY GEAR	30,000.00	2,279.00	27,335.16	91.117	2,664.84
01-2060-05-00	SMALL TOOLS	1,600.00		839.43	52.464	760.57
01-2070-05-00	JANITORIAL SUPPLIES & MAINT.	17,000.00	997.50	11,250.71	66.181	5,749.29
01-3020-05-00	REPAIR & MAINT-BLDG FURN & FIX	7,500.00		4,046.84	53.958	3,453.16
01-3030-05-00	REPAIR & MAINT--MOTOR VEHICLES	45,000.00	1,939.57	27,359.09	60.798	17,640.91
01-3040-05-00	REPAIR & MAINT--EQUIPMENT	12,500.00	80.86	2,670.66	21.365	9,829.34
01-4030-05-00	GENERAL INSURANCE	55,000.00		40,209.55	73.108	14,790.45
01-4040-05-00	PROFESSIONAL FEES	3,500.00	200.00	689.16	19.690	2,810.84
01-4041-05-00	ARBITRATION	10,000.00				10,000.00
01-4050-05-00	ADVERTISING AND PROMOTION	1,750.00		225.00	12.857	1,525.00
01-4060-05-00	CONVENTIONS/SCHOOL/TRAVEL EXP	10,000.00		5,526.61	55.266	4,473.39
01-4071-05-00	DUES, SUBSCRIPTIONS & BOOKS	2,000.00	289.00	2,235.95	111.798	235.95-
-4090-05-00	INSURANCE DEDUCTIBLE	5,000.00				5,000.00
-5010-05-00	COMMUNICATIONS	34,800.00		19,545.28	56.165	15,254.72
-5020-05-00	UTILITIES	30,500.00		34,441.71	112.924	3,941.71-
01-6999-05-00	Wal-Mart Grant			125.00-		125.00
01-7030-05-00	10 YEAR LIFE ASSETS (VEHICLES)	131,918.00		129,383.90	98.079	2,534.10
01-7040-05-00	5 YEAR LIFE ASSETS (EQUIPMENT)	57,847.00		55,633.89	96.174	2,213.11
Subtotal:		3,209,178.00	209,228.49	2,555,257.37	79.623	653,920.63
Program number:		3,209,178.00	209,228.49	2,555,257.37	79.623	653,920.63
Department number: 5	POLICE	3,209,178.00	209,228.49	2,555,257.37	79.623	653,920.63

City of LaMarque
COMBINED REVENUE & EXPENSE

Fund: 1 GENERAL FUND Department: 6 FIRE Program:

Period Ending: 07/2011

Account	Description	ANNUAL BUDGET	CURRENT MONTH ACTUAL	YTD ACTUAL	YTD % COLLECT SPENT	BUDGET BALANCE
01-1010-06-00	REGULAR PAYROLL	973,992.00	76,417.64	815,541.12	83.732	158,450.88
01-1020-06-00	LONGEVITY	11,256.00		11,130.00	98.881	126.00
01-1040-06-00	OVERTIME	120,360.00	5,945.14	54,720.33	45.464	65,639.67
01-1060-06-00	PAYROLL TAXES	88,429.00	6,095.82	66,293.17	74.968	22,135.83
01-1065-06-00	RETIREMENT (TMRS)	101,698.00	8,911.65	88,043.68	86.574	13,654.32
01-1070-06-00	GROUP HEALTH INSURANCE	166,437.00	12,040.17	134,150.96	80.602	32,286.04
01-1075-06-00	WORKERS COMPENSATION	21,469.00		15,274.24	71.146	6,194.76
01-2010-06-00	OPERATING SUPPLIES	3,000.00	47.86	2,658.11	88.604	341.89
01-2011-06-00	FIRST RESPONSE SUPPLIES	25,000.00	128.21	18,247.06	72.988	6,752.94
01-2020-06-00	FUEL SUPPLIES	22,500.00	924.55	6,585.37	29.268	15,914.63
01-2031-06-00	RENTAL EXPENSE	1,000.00		596.00	59.600	404.00
01-2040-06-00	UNIFORMS, MAINT & SAFETY GEAR	11,000.00		12,600.85	114.553	1,600.85-
01-2060-06-00	SMALL TOOLS	1,500.00		420.00	28.000	1,080.00
01-2070-06-00	JANITORIAL SUPPLIES & MAINT.	2,500.00	39.88	883.70	35.348	1,616.30
01-3020-06-00	REPAIR & MAINT-BLDG FURN & FIX	10,000.00	451.78	3,779.64	37.796	6,220.36
01-3030-06-00	REPAIR & MAINT--MOTOR VEHICLES	40,000.00	2,049.86	34,560.08	86.400	5,439.92
01-3040-06-00	REPAIR & MAINT--EQUIPMENT	18,300.00	117.97	10,627.67	58.075	7,672.33
01-3050-06-00	FIRE EQUIPMENT REPLACEMENT	2,000.00	1,000.00-	1,000.00-	-50.000	3,000.00
01-3060-06-00	COMPUTER REPAIR	8,830.00	259.98	2,110.88	23.906	6,719.12
01-4030-06-00	GENERAL INSURANCE	25,000.00		21,483.14	85.933	3,516.86
01-4040-06-00	PROFESSIONAL FEES	50,000.00	5,153.83	53,181.78	106.364	3,181.78-
01-4041-06-00	COLLECTIVE BARGAINING	1,000.00				1,000.00
01-4042-06-00	ARBITRATION	20,000.00				20,000.00
4050-06-00	LEGAL ADVERTISING	500.00	1,116.56	1,203.61	240.722	703.61-
4060-06-00	CONVENTIONS/SCHOOL/TRAVEL EXP	5,000.00	595.00	5,416.04-	-108.321	10,416.04
4071-06-00	DUES, SUBSCRIPTIONS & BOOKS	2,000.00	10.00	665.00	33.250	1,335.00
01-5010-06-00	COMMUNICATIONS	15,000.00		10,065.48	67.103	4,934.52
01-5020-06-00	UTILITIES	22,500.00		19,934.15	88.596	2,565.85
01-6091-06-00	BLDG. DEMOLITION, WEED CONTROL		600.00	1,132.42		1,132.42-
01-7030-06-00	10 YEAR LIFE ASSETS (VEHICLES)	125,000.00		117,500.00	94.000	7,500.00
Subtotal:		1,895,271.00	119,905.90	1,496,972.40	78.985	398,298.60
Program number:		1,895,271.00	119,905.90	1,496,972.40	78.985	398,298.60
Department number: 6	FIRE	1,895,271.00	119,905.90	1,496,972.40	78.985	398,298.60

City of LaMarque
COMBINED REVENUE & EXPENSE

Fund: 1 GENERAL FUND Department: 7 CITY CLERK Program:

Period Ending: 07/2011

Account	Description	ANNUAL BUDGET	CURRENT MONTH ACTUAL	YTD ACTUAL	YTD % COLLECT SPENT	BUDGET BALANCE
01-1010-07-00	REGULAR PAYROLL	49,500.00	3,769.24	39,602.02	80.004	9,897.98
01-1060-07-00	PAYROLL TAXES	3,975.00	287.25	2,914.02	73.309	1,060.98
01-1065-07-00	RETIREMENT (TMRS)	5,105.00	407.84	4,360.18	85.410	744.82
01-1070-07-00	GROUP HEALTH INSURANCE	14,749.00	402.71	1,332.53	9.035	13,416.47
01-1075-07-00	WORKERS COMPENSATION	124.00		88.26	71.177	35.74
01-2010-07-00	OPERATING EXPENSES	2,000.00		1,328.61	66.431	671.39
01-2070-07-00	JANITORIAL SUPPLIES & MAINT	100.00				100.00
01-4021-07-00	ELECTION COSTS	6,500.00	11,364.73	20,643.97	317.600	14,143.97-
01-4030-07-00	GENERAL INSURANCE	2,500.00		1,727.86	69.114	772.14
01-4040-07-00	PROFESSIONAL FEES	2,500.00	200.00	10,016.10	400.644	7,516.10-
01-4041-07-00	CIVIL SERVICE	2,500.00		42.50	1.700	2,457.50
01-4050-07-00	LEGAL ADVERTISING	3,000.00		2,540.48	84.683	459.52
01-4060-07-00	CONVENTIONS/SCHOOL/TRAVEL EXP	2,000.00		1,438.88	71.944	561.12
01-4071-07-00	DUES, SUBSCRIPTIONS & BOOKS	500.00	10.00	504.42	100.884	4.42-
01-5010-07-00	COMMUNICATIONS	1,750.00		1,543.94	88.225	206.06
01-5020-07-00	UTILITIES	2,200.00		1,539.90	69.995	660.10
Subtotal:		99,003.00	16,441.77	89,623.67	90.526	9,379.33
Program number:		99,003.00	16,441.77	89,623.67	90.526	9,379.33
Department number: 7	CITY CLERK	99,003.00	16,441.77	89,623.67	90.526	9,379.33

City of LaMarque
COMBINED REVENUE & EXPENSE

Fund: 1 GENERAL FUND Department: 8 LIBRARY Program:

Period Ending: 07/2011

Account	Description	ANNUAL BUDGET	CURRENT MONTH ACTUAL	YTD ACTUAL	YTD % COLLECT SPENT	BUDGET BALANCE
01-1010-08-00	REGULAR PAYROLL	158,837.00	11,325.05	121,143.54	76.269	37,693.46
01-1020-08-00	LONGEVITY	2,226.00		2,262.00	101.617	36.00-
01-1040-08-00	OVERTIME	500.00				500.00
01-1060-08-00	PAYROLL TAXES	13,537.00	1,060.72	9,810.36	72.471	3,726.64
01-1065-08-00	RETIREMENT (TMRS)	16,448.00	1,052.56	11,829.13	71.918	4,618.87
01-1070-08-00	GROUP HEALTH INSURANCE	29,287.00	1,072.99	20,094.76	68.613	9,192.24
01-1075-08-00	WORKERS COMPENSATION	404.00		254.21	62.923	149.79
01-2010-08-00	OPERATING SUPPLIES	3,500.00	89.78	3,311.77	94.622	188.23
01-2070-08-00	JANITORIAL SUPPLIES & MAINT.	400.00	10.28	213.94	53.485	186.06
01-3020-08-00	REPAIR & MAINT-BLDG FURN & FIX	19,500.00	85.00	1,508.51	7.736	17,991.49
01-3040-08-00	REPAIR & MAINT--EQUIPMENT			612.85		612.85-
01-4030-08-00	GENERAL INSURANCE	8,500.00		5,869.29	69.050	2,630.71
01-4040-08-00	PROFESSIONAL FEES	10,000.00	549.30	3,372.04	33.720	6,627.96
01-4060-08-00	CONVENTIONS/SCHOOL/TRAVEL EXP	2,500.00		162.79	6.512	2,337.21
01-4071-08-00	DUES, SUBSCRIPTIONS & BOOKS	1,750.00		1,028.73	58.785	721.27
01-5010-08-00	COMMUNICATIONS	5,000.00		3,945.43	78.909	1,054.57
01-5020-08-00	UTILITIES	12,500.00		15,509.04	124.072	3,009.04-
01-5145-08-00	REPLACEMENT COST EXPENSE	3,600.00		2,700.00	75.000	900.00
01-7010-08-00	LIBRARY MATERIALS	10,000.00		10,748.87	107.489	748.87-
01-7013-08-00	LOAN STAR LIBRARIES GRANT	7,500.00		327.63	4.368	7,172.37
Subtotal:		305,989.00	15,245.68	214,704.89	70.168	91,284.11
Program number:		305,989.00	15,245.68	214,704.89	70.168	91,284.11
Department number: 8	LIBRARY	305,989.00	15,245.68	214,704.89	70.168	91,284.11

Account	Description	ANNUAL BUDGET	CURRENT MONTH ACTUAL	YTD ACTUAL	YTD % COLLECT SPENT	BUDGET BALANCE
01-1010-09-00	REGULAR PAYROLL	46,692.00	2,408.16	19,885.26	42.588	26,806.74
01-1020-09-00	LONGEVITY	1,140.00		1,146.00	100.526	6.00-
01-1030-09-00	EXTRA HELP	15,600.00	1,890.00	7,938.00	50.885	7,662.00
01-1040-09-00	OVERTIME	3,000.00		58.74	1.958	2,941.26
01-1060-09-00	PAYROLL TAXES	5,304.00	213.96	1,717.96	32.390	3,586.04
01-1065-09-00	RETIREMENT (TMRS)	5,032.00	260.56	2,147.57	42.678	2,884.43
01-1070-09-00	GROUP HEALTH INSURANCE	9,692.00	402.71	5,786.82	59.707	3,905.18
01-1075-09-00	WORKERS COMPENSATION	4,353.00		3,174.42	72.925	1,178.58
01-2010-09-00	OPERATING SUPPLIES	1,000.00	376.84	1,375.44	137.544	375.44-
01-2020-09-00	FUEL SUPPLIES	5,000.00		5,190.29	103.806	190.29-
01-2040-09-00	UNIFORMS, MAINT. & SAFETY GEAR	1,080.00	35.00	678.94	62.865	401.06
01-2060-09-00	SMALL TOOLS	1,100.00	175.00	213.45	19.405	886.55
01-2070-09-00	JANITORIAL SUPPLIES & MAINT.	1,000.00		685.41	68.541	314.59
01-3010-09-00	REPAIR & MAINT--FACILITIES	1,100.00	302.41	561.77	51.070	538.23
01-3020-09-00	REPAIR & MAINT-BLDG FURN & FIX	1,500.00		1,173.69	78.246	326.31
01-3030-09-00	R & M - VEHICLES	5,000.00	312.52	1,655.73	33.115	3,344.27
01-3040-09-00	REPAIR & MAINT EQUIPMENT	1,700.00		1,708.09	100.476	8.09-
01-4030-09-00	GENERAL INSURANCE	4,000.00		2,740.53	68.513	1,259.47
01-4040-09-00	PROFESSIONAL FEES		195.00	273.85		273.85-
01-4060-09-00	CONVENTIONS/SCHOOL/TRAVEL EXP	120.00				120.00
01-5010-09-00	COMMUNICATIONS	1,460.00		1,370.01	93.836	89.99
01-5020-09-00	UTILITIES	14,000.00		14,329.85	102.356	329.85-
01-5145-09-00	REPLACEMENT COST EXPENSE	17,402.00		13,051.53	75.000	4,350.47
7040-09-00	5 YEAR LIFE ASSETS (EQUIPMENT)	3,000.00		2,797.39	93.246	202.61
Subtotal:		149,275.00	6,572.16	89,660.74	60.064	59,614.26
Program number:		149,275.00	6,572.16	89,660.74	60.064	59,614.26
Department number: 9	PARKS	149,275.00	6,572.16	89,660.74	60.064	59,614.26

Account	Description	ANNUAL BUDGET	CURRENT MONTH ACTUAL	YTD ACTUAL	YTD % COLLECT SPENT	BUDGET BALANCE
01-1010-10-00	REGULAR PAYROLL	96,354.00	7,247.66	51,436.92	53.383	44,917.08
01-1020-10-00	LONGEVITY	2,280.00	42.00	828.00	36.316	1,452.00
01-1040-10-00	OVERTIME	3,000.00		1,896.93	63.231	1,103.07
01-1060-10-00	PAYROLL TAXES	8,342.00	587.74	4,154.37	49.801	4,187.63
01-1065-10-00	RETIREMENT (TMRS)	10,419.00	788.74	5,601.34	53.761	4,817.66
01-1070-10-00	GROUP HEALTH INSURANCE	25,478.00	2,287.52	23,660.76	92.867	1,817.24
01-1075-10-00	WORKERS COMPENSATION	3,116.00		2,096.68	67.288	1,019.32
01-2010-10-00	OPERATING SUPPLIES	6,500.00	11.50	6,643.88	102.214	143.88-
01-2020-10-00	FUEL SUPPLIES	4,000.00		3,240.25	81.006	759.75
01-2040-10-00	UNIFORMS & SAFETY GEAR	1,500.00	37.60	1,045.64	69.709	454.36
01-2060-10-00	SMALL TOOLS	3,000.00	4.97	2,281.82	76.061	718.18
01-2070-10-00	JANITORIAL SUPPLIES	600.00		62.90	10.483	537.10
01-3020-10-00	REPAIR/MAINT--BLDG FURN & FIX	1,700.00	57.28	686.14	40.361	1,013.86
01-3030-10-00	REPAIR/MAINT--VEHICLES	1,400.00		1,894.16	135.297	494.16-
01-3040-10-00	REPAIR/MAINT--EQUIPMENT	3,800.00	26.56	1,448.68	38.123	2,351.32
01-4030-10-00	GENERAL INSURANCE	6,000.00		5,369.47	89.491	630.53
01-4040-10-00	PROFESSIONAL FEES	3,500.00	1,774.65	3,415.20	97.577	84.80
01-4041-10-00	STORAGE TANKS	250.00				250.00
01-4060-10-00	CONVENTIONS/SCHOOL/TRAVEL EXP.	300.00		765.68	255.227	465.68-
01-4071-10-00	DUES, SUBSCRIPTIONS & PUBLICA	50.00				50.00
01-5010-10-00	COMMUNICATIONS	2,080.00		2,234.15	107.411	154.15-
01-5020-10-00	UTILITIES	3,500.00		3,093.79	88.394	406.21
01-5030-10-00	INTERNAL SHOP CREDITS	25,000.00-		8,975.00-	35.900	16,025.00-
01-5145-10-00	REPLACEMENT COST EXPENSE	3,500.00		2,625.03	75.001	874.97
Subtotal:		165,669.00	12,866.22	115,506.79	69.721	50,162.21
Program number:		165,669.00	12,866.22	115,506.79	69.721	50,162.21
Department number: 10	SHOP/SERVICE FACILITY	165,669.00	12,866.22	115,506.79	69.721	50,162.21

City of LaMarque
COMBINED REVENUE & EXPENSE
Fund: 1 GENERAL FUND Department: 11 PUBLIC WORKS ADMINISTRATION Program:
Period Ending: 07/2011

Account	Description	ANNUAL BUDGET	CURRENT MONTH ACTUAL	YTD ACTUAL	YTD % COLLECT SPENT	BUDGET BALANCE
01-1010-11-00	REGULAR PAYROLL	29,615.00	2,278.08	23,944.82	80.854	5,670.18
01-1020-11-00	LONGEVITY	288.00		288.00	100.000	
01-1030-11-00	EXTRA HELP			1,320.00		1,320.00-
01-1040-11-00	OVERTIME	1,500.00		128.14	8.543	1,371.86
01-1060-11-00	PAYROLL TAXES	2,477.00	189.99	1,920.30	77.525	556.70
01-1065-11-00	RETIREMENT (TMRS)	3,084.00	246.48	2,516.31	81.592	567.69
01-1070-11-00	GROUP HEALTH INSURANCE	4,845.00	409.21	4,143.60	85.523	701.40
01-1075-11-00	WORKERS COMPENSATION	75.00		51.08	68.107	23.92
01-2010-11-00	OPERATING SUPPLIES	2,000.00		2,919.94	145.997	919.94-
01-2060-11-00	SMALL TOOLS	100.00				100.00
01-2070-11-00	JANITORIAL SUPPLIES & MAINT.	4,530.00	399.00	3,082.05	68.036	1,447.95
01-3020-11-00	REPAIR/MAINT--BLDG FURN & FIX	1,000.00		863.97	86.397	136.03
01-3040-11-00	REPAIR/MAINT--EQUIPMENT	800.00	44.69	356.26	44.533	443.74
01-4030-11-00	GENERAL INSURANCE	6,500.00		4,494.32	69.143	2,005.68
01-4040-11-00	PROFESSIONAL FEES			373.56		373.56-
01-4060-11-00	CONVENTION/SCHOOL/TRAVEL EXP.	500.00				500.00
01-4071-11-00	SUBSCRIPTIONS	200.00	10.00	125.00	62.500	75.00
01-5010-11-00	COMMUNICATIONS	6,130.00	68.74	4,262.60	69.537	1,867.40
01-5020-11-00	UTILITIES	3,000.00		1,412.94	47.098	1,587.06
Subtotal:		66,644.00	3,646.19	52,202.89	78.331	14,441.11
Program number:		66,644.00	3,646.19	52,202.89	78.331	14,441.11
Department number: 11	PUBLIC WORKS ADMINISTRATION	66,644.00	3,646.19	52,202.89	78.331	14,441.11

Account	Description	ANNUAL BUDGET	CURRENT MONTH ACTUAL	YTD ACTUAL	YTD % COLLECT SPENT	BUDGET BALANCE
01-1010-12-00	REGULAR PAYROLL	389,746.00	32,545.33	330,661.50	84.840	59,084.50
01-1020-12-00	LONGEVITY	6,372.00		4,920.00	77.213	1,452.00
01-1030-12-00	EXTRA HELP	15,600.00	1,944.00	8,090.28	51.861	7,509.72
01-1040-12-00	OVERTIME	15,000.00	35.77	4,458.78	29.725	10,541.22
01-1060-12-00	PAYROLL TAXES	35,480.00	2,709.74	25,865.08	72.900	9,614.92
01-1065-12-00	RETIREMENT (TMRS)	42,085.00	3,525.30	35,114.96	83.438	6,970.04
01-1070-12-00	GROUP HEALTH INSURANCE	118,631.00	8,725.02	89,268.74	75.249	29,362.26
01-1075-12-00	WORKERS COMPENSATION	28,846.00		20,587.57	71.371	8,258.43
01-2010-12-00	OPERATING SUPPLIES	3,660.00		857.76	23.436	2,802.24
01-2020-12-00	FUEL SUPPLIES	35,000.00		25,745.78	73.559	9,254.22
01-2031-12-00	RENTAL	2,000.00		1,645.98	82.299	354.02
01-2040-12-00	UNIFORMS, MAINT & SAFETY GEAR	6,186.00	411.91	4,469.49	72.252	1,716.51
01-2060-12-00	SMALL TOOLS	3,790.00		1,266.24	33.410	2,523.76
01-2070-12-00	JANITORIAL SUPPLIES & MAINT.	700.00	22.00	189.18	27.026	510.82
01-3010-12-00	R & M- Street/Road	90,000.00	751.49	43,852.35	48.725	46,147.65
01-3011-12-00	REPAIRS & MAINTNCE - DRAINAGE			2,264.76		2,264.76-
01-3020-12-00	REPAIR & MAINT-BLDG FURN & FIX	700.00		150.00	21.429	550.00
01-3030-12-00	REPAIR & MAINT-MOTOR VEHICLES	45,000.00	2,527.80	43,977.16	97.727	1,022.84
01-3040-12-00	REPAIR & MAINT--EQUIPMENT	15,000.00	729.64	14,581.50	97.210	418.50
01-3090-12-00	TRAFFIC CONTROL MAINTENANCE	14,000.00	894.60	10,732.12	76.658	3,267.88
01-4030-12-00	GENERAL INSURANCE	20,000.00		13,569.37	67.847	6,430.63
01-4040-12-00	PROFESSIONAL FEES	700.00		174.65	24.950	525.35
01-4060-12-00	CONVENTION/SCHOOL/TRAVEL EXP	500.00				500.00
01-4071-12-00	DUES, SUBSCRIPTIONS & BOOKS	200.00				200.00
01-5010-12-00	COMMUNICATIONS	4,200.00		3,167.66	75.420	1,032.34
01-5020-12-00	UTILITIES	155,800.00	87.58	97,644.81	62.673	58,155.19
Subtotal:		1,049,196.00	54,910.18	783,255.72	74.653	265,940.28
Program number:		1,049,196.00	54,910.18	783,255.72	74.653	265,940.28
Department number: 12	STREET	1,049,196.00	54,910.18	783,255.72	74.653	265,940.28

Account	Description	ANNUAL BUDGET	CURRENT MONTH ACTUAL	YTD ACTUAL	YTD % COLLECT SPENT	BUDGET BALANCE
01-1010-13-00	REGULAR PAYROLL	50,315.00	3,987.20	41,890.60	83.257	8,424.40
01-1020-13-00	LONGEVITY	324.00		330.00	101.852	6.00-
01-1040-13-00	OVERTIME	1,000.00		149.52	14.952	850.48
01-1060-13-00	PAYROLL TAXES	4,139.00	287.85	3,150.02	76.106	988.98
01-1065-13-00	RETIREMENT (TMRS)	5,331.00	431.42	4,379.16	82.145	951.84
01-1070-13-00	GROUP HEALTH INSURANCE	12,188.00	1,059.99	10,841.50	88.952	1,346.50
01-1075-13-00	WORKERS COMPENSATION	130.00		98.62	75.862	31.38
01-2010-13-00	OPERATING SUPPLIES	7,500.00		3,631.13	48.415	3,868.87
01-2020-13-00	FUEL SUPPLIES	1,000.00		392.21	39.221	607.79
01-2060-13-00	SMALL TOOLS	500.00		30.75	6.150	469.25
01-3030-13-00	REPAIR & MAINT-MOTOR VEHICLES	2,000.00				2,000.00
01-3040-13-00	SOFTWARE MAINTENANCE	14,500.00		7,295.80	50.316	7,204.20
01-4030-13-00	GENERAL INSURANCE	2,500.00		1,729.02	69.161	770.98
01-4040-13-00	PROFESSIONAL FEES	2,500.00		1,565.65	62.626	934.35
01-4060-13-00	CONVENTIONS/SCHOOL/TRAVEL EXP	1,000.00				1,000.00
01-4071-13-00	DUES, SUBSCRIPTIONS & BOOKS	550.00		114.95	20.900	435.05
01-5010-13-00	COMMUNICATIONS	2,000.00		697.00	34.850	1,303.00
Subtotal:		107,477.00	5,766.46	76,295.93	70.988	31,181.07
Program number:		107,477.00	5,766.46	76,295.93	70.988	31,181.07
Department number: 13	DATA PROCESSING	107,477.00	5,766.46	76,295.93	70.988	31,181.07

City of LaMarque
COMBINED REVENUE & EXPENSE

Fund: 1 GENERAL FUND Department: 14 SANITATION Program:

Period Ending: 07/2011

Account	Description	ANNUAL BUDGET	CURRENT MONTH ACTUAL	YTD ACTUAL	YTD % COLLECT SPENT	BUDGET BALANCE
01-6024-14-00	BFI -- RESIDENTIAL	775,000.00		572,067.60	73.815	202,932.40
01-6025-14-00	BFI -- MOBILE HOMES	15,500.00		11,368.41	73.345	4,131.59
01-6026-14-00	BFI -- APARTMENTS	3,000.00		2,205.86	73.529	794.14
01-6027-14-00	BFI -- DUPLEX	12,000.00		8,502.99	70.858	3,497.01
01-6028-14-00	BFI -- COMM. HAND P/U (CANS)	51,500.00		34,696.54	67.372	16,803.46
01-6031-14-00	CONTAINER COLLECTION	365,000.00		267,678.82	73.337	97,321.18
01-6110-14-00	SPECIAL CLEAN UP PROJECTS	12,500.00		19,381.91	155.055	6,881.91-
01-6210-14-00	PLASTIC BAG PURCHASES	8,500.00		7,320.00	86.118	1,180.00
Subtotal:		1,243,000.00		923,222.13	74.274	319,777.87
Program number:		1,243,000.00		923,222.13	74.274	319,777.87
Department number: 14	SANITATION	1,243,000.00		923,222.13	74.274	319,777.87

City of LaMarque
COMBINED REVENUE & EXPENSE

Fund: 1 GENERAL FUND Department: 15 ANIMAL CONTROL CONTRACTS Program:

Period Ending: 07/2011

Account	Description	ANNUAL BUDGET	CURRENT MONTH ACTUAL	YTD ACTUAL	YTD % COLLECT SPENT	BUDGET BALANCE
01-4071-15-00	GALVESTON COUNTY CONTRACT	31,250.00		23,443.90	75.020	7,806.10
01-4072-15-00	ACO SHELTER OPERATION	31,200.00		23,395.66	74.986	7,804.34
Subtotal:		62,450.00		46,839.56	75.003	15,610.44
Program number:		62,450.00		46,839.56	75.003	15,610.44
Department number: 15	ANIMAL CONTROL CONTRACTS	62,450.00		46,839.56	75.003	15,610.44

Account	Description	ANNUAL BUDGET	CURRENT MONTH ACTUAL	YTD ACTUAL	YTD % COLLECT SPENT	BUDGET BALANCE
01-2010-16-00	OPERATING SUPPLIES	500.00	132.50	182.49	36.498	317.51
01-3050-16-00	EMERGENCY MANAGEMENT EQUIPMENT	1,500.00		14,255.74	950.383	12,755.74-
01-3060-16-00	COMPUTER REPAIR	300.00				300.00
01-4030-16-00	GENERAL INSURANCE	300.00		207.46	69.153	92.54
01-4060-16-00	CONV., SCHOOL AND TRAVEL	1,000.00				1,000.00
01-5010-16-00	COMMUNICATIONS	15,000.00		14,753.96	98.360	246.04
Subtotal:		18,600.00	132.50	29,399.65	158.063	10,799.65-
Program number: EMERGENCY MGMT		18,600.00	132.50	29,399.65	158.063	10,799.65-
Department number: 16	EMERGENCY MANAGEMENT SRVCS.	18,600.00	132.50	29,399.65	158.063	10,799.65-

Account	Description	ANNUAL BUDGET	CURRENT MONTH ACTUAL	YTD ACTUAL	YTD % COLLECT SPENT	BUDGET BALANCE
01-1010-17-00	Payroll	60,815.00		39,088.29	64.274	21,726.71
01-1020-17-00	LONGEVITY	264.00				264.00
01-1060-17-00	PAYROLL TAXES	4,862.00		3,015.30	62.018	1,846.70
01-1065-17-00	RETIREMENT (TMRS)	6,299.00		3,994.12	63.409	2,304.88
01-1070-17-00	GROUP HEALTH INSURANCE	4,846.00	402.71	3,703.30	76.420	1,142.70
01-1075-17-00	WORKERS COMPENSATION	1,300.00		1,504.64	115.742	204.64-
01-2010-17-00	OPERATING SUPPLIES	2,000.00		1,114.81	55.741	885.19
01-2020-17-00	FUEL SUPPLIES	2,800.00				2,800.00
01-2040-17-00	UNIFORM, MAINT. & SAFETY GEAR			693.68		693.68-
01-2060-17-00	SMALL TOOLS	400.00		34.00	8.500	366.00
01-2070-17-00	JANITORIAL SUPPLIES & MAINT.	650.00				650.00
01-3030-17-00	REPAIR & MAINT-MOTOR VEHICLES	400.00				400.00
01-3040-17-00	Repair & Maint-Equipment	2,200.00				2,200.00
01-4030-17-00	GENERAL INSURANCE	1,200.00		829.94	69.162	370.06
01-4040-17-00	Professional Fees	200.00				200.00
01-4060-17-00	CONV., SCHOOL AND TRAVEL	700.00				700.00
01-4071-17-00	DUES, SUBSCRIPTIONS & BOOKS	200.00				200.00
01-5010-17-00	COMMUNICATIONS	1,400.00		455.73	32.552	944.27
Subtotal:		90,536.00	402.71	54,433.81	60.124	36,102.19
Program number:		90,536.00	402.71	54,433.81	60.124	36,102.19
Department number: 17	Fire Marshal	90,536.00	402.71	54,433.81	60.124	36,102.19

Account	Description	ANNUAL BUDGET	CURRENT MONTH ACTUAL	YTD ACTUAL	YTD % COLLECT SPENT	BUDGET BALANCE
01-1070-99-00	GROUP HEALTH INSURANCE RETIREE	136,100.00	7,248.78	101,666.29	74.700	34,433.71
01-2077-99-00	F.05 2001 LOAN INTEREST	390.00				390.00
01-4080-99-00	EMPLOYEE ASSISTANCE PROGRAM	3,360.00		2,520.00	75.000	840.00
01-4085-99-00	SECTION 125 ADMINISTRATION	3,000.00	250.00	2,250.00	75.000	750.00
01-8004-99-00	BAD DEBT EXPENSE - OLD 1004	20,000.00				20,000.00
01-8030-99-00	OPER TRANSFER TO FUND 30	15,000.00		11,250.00	75.000	3,750.00
01-8050-99-00	FEMA Passthru Contract Repairs		2,262.93	29,112.79		29,112.79-
Subtotal:		177,850.00	9,761.71	146,799.08	82.541	31,050.92
Program number:		177,850.00	9,761.71	146,799.08	82.541	31,050.92
Department number: 99	FUND EXPENDITURES	177,850.00	9,761.71	146,799.08	82.541	31,050.92
Expenditure	Subtotal - - - - - -	10,228,293.00	537,356.20	7,667,618.47	74.965	2,560,674.53
Fund number: 1 GENERAL FUND			318,661.15	768,521.19		768,521.19-

Account	Description	ANNUAL BUDGET	CURRENT MONTH ACTUAL	YTD ACTUAL	YTD % COLLECT SPENT	BUDGET BALANCE
02-3020-00-00	METERED WATER ADJUSTMENTS			4,881.57		4,881.57-
02-3021-00-00	WATER - RESIDENTIAL	1,155,500.00-		805,126.85-	69.678	350,373.15-
02-3022-00-00	WATER - SENIOR CITIZEN (OV-65)	172,000.00-		126,270.05-	73.413	45,729.95-
02-3023-00-00	WATER - COMMERCIAL	344,500.00-		223,838.70-	64.975	120,661.30-
02-3024-00-00	WATER - DUPLEX	14,250.00-		9,060.25-	63.581	5,189.75-
02-3025-00-00	WATER - MOBILE HOME	32,000.00-		21,915.75-	68.487	10,084.25-
02-3026-00-00	WATER - APARTMENT	62,000.00-		40,425.30-	65.202	21,574.70-
02-3030-00-00	WASTEWATER ADJUSTMENTS &			2,377.87		2,377.87-
02-3031-00-00	SEWER - RESIDENTIAL	1,336,000.00-		994,994.45-	74.476	341,005.55-
02-3032-00-00	SEWER - SENIOR CITIZEN (OV-65)	240,000.00-		180,312.75-	75.130	59,687.25-
02-3033-00-00	SEWER - COMMERCIAL	336,000.00-		215,252.60-	64.063	120,747.40-
02-3034-00-00	SEWER - DUPLEX	21,000.00-		14,333.60-	68.255	6,666.40-
02-3035-00-00	SEWER - MOBILE HOMES	50,100.00-		35,758.95-	71.375	14,341.05-
02-3036-00-00	SEWER - APARTMENTS	93,000.00-		62,982.65-	67.723	30,017.35-
02-3040-00-00	WATER TAPS	7,100.00-		2,900.00-	40.845	4,200.00-
02-3041-00-00	SEWER TAPS	4,000.00-	468.25-	937.00-	23.425	3,063.00-
02-3042-00-00	REPLACEMENT OF TRANSPONDER FEE	16,000.00-	400.00-	9,787.85-	61.174	6,212.15-
02-3050-00-00	MISCELLANEOUS REVENUE	2,000.00-	25.00-	841.16-	42.058	1,158.84-
02-3052-00-00	CLEAN UP OR RECONNECT FEE	26,500.00-		20,840.00-	78.642	5,660.00-
02-3054-00-00	INSUFFICIENT CHECK CHARGE	6,850.00-	200.00-	4,300.00-	62.774	2,550.00-
02-3070-00-00	LATE PAYMENT CHARGE	147,500.00-	8,215.42-	105,392.41-	71.452	42,107.59-
02-3080-00-00	WATER & SEWER EXTS	3,500.00-				3,500.00-
02-3081-00-00	DISCHARGE AGREEMENTS	70,500.00-				70,500.00-
3090-00-00	INVESTMENT INTEREST EARNINGS	2,500.00-		2,852.87-	114.115	352.87
4010-00-00	CASH OVER (SHORT)	50.00-	19.81	176.18	-352.360	226.18-
4020-00-00	$10 FROM 830 LIST & PCO'S	68,700.00-	2,530.00-	64,390.00-	93.726	4,310.00-
02-8000-00-00	EQUIP. REPLACE. TRANSFER-IN	169,000.00-		126,749.97-	75.000	42,250.03-
02-8403-00-00	TRANSFER IN METER REPL RESERVE	108,600.00-		81,450.00-	75.000	27,150.00-
Subtotal:		4,489,150.00-	11,818.86-	3,143,277.54-	70.019	1,345,872.46-
Program number:		4,489,150.00-	11,818.86-	3,143,277.54-	70.019	1,345,872.46-
Department number:	REVENUE	4,489,150.00-	11,818.86-	3,143,277.54-	70.019	1,345,872.46-
Revenue	Subtotal - - - - - -	4,489,150.00-	11,818.86-	3,143,277.54-	70.019	1,345,872.46-

Account	Description	ANNUAL BUDGET	CURRENT MONTH ACTUAL	YTD ACTUAL	YTD % COLLECT SPENT	BUDGET BALANCE
02-1010-21-00	REGULAR PAYROLL	146,184.00	11,567.37	116,724.01	79.847	29,459.99
02-1020-21-00	LONGEVITY	1,092.00		984.00	90.110	108.00
02-1030-21-00	EXTRA HELP			308.55		308.55-
02-1040-21-00	OVERTIME	2,500.00	788.56	2,268.23	90.729	231.77
02-1060-21-00	PAYROLL TAXES	12,592.00	1,071.46	9,258.12	73.524	3,333.88
02-1065-21-00	RETIREMENT (TMRS)	15,446.00	1,336.91	12,406.60	80.322	3,039.40
02-1070-21-00	GROUP HEALTH INSURANCE	53,403.00	4,159.43	39,042.12	73.108	14,360.88
02-1075-21-00	WORKERS COMPENSATION	1,763.00		1,256.11	71.248	506.89
02-2010-21-00	OPERATING SUPPLIES	7,500.00	33.72	7,085.93	94.479	414.07
02-2011-21-00	ENVELOPE MAILING	22,000.00	2,500.00	25,183.67	114.471	3,183.67-
02-2020-21-00	FUEL SUPPLIES	6,000.00		3,661.99	61.033	2,338.01
02-2040-21-00	UNIFORMS AND SAFETY GEAR	1,000.00	35.00	575.33	57.533	424.67
02-2060-21-00	SMALL TOOLS	1,000.00	118.46	391.11	39.111	608.89
02-3020-21-00	BUILDING & STRUCTURAL MAINT	5,500.00		292.72	5.322	5,207.28
02-3030-21-00	REPAIR & MAINT--MOTOR VEHICLES	6,000.00		3,441.82	57.364	2,558.18
02-3040-21-00	SOFTWARE MAINTENANCE			709.03		709.03-
02-4030-21-00	GENERAL INSURANCE	2,500.00		1,729.04	69.162	770.96
02-4040-21-00	PROFESSIONAL FEES	5,000.00		4,866.00	97.320	134.00
02-4060-21-00	CONVENTIONS/SCHOOL/TRAVEL EXP	500.00				500.00
02-5010-21-00	COMMUNICATIONS	3,000.00		3,432.52	114.417	432.52-
02-5020-21-00	UTILITIES	2,500.00		1,539.90	61.596	960.10
02-5145-21-00	REPLACEMENT COST EXPENSE	8,990.00		6,742.53	75.000	2,247.47
Subtotal:		304,470.00	21,610.91	241,899.33	79.449	62,570.67
jram number:		304,470.00	21,610.91	241,899.33	79.449	62,570.67
Department number: 21	UTILITY ACCOUNTING	304,470.00	21,610.91	241,899.33	79.449	62,570.67

Account	Description	ANNUAL BUDGET	CURRENT MONTH ACTUAL	YTD ACTUAL	YTD % COLLECT SPENT	BUDGET BALANCE
02-1010-22-00	REGULAR PAYROLL	318,760.00	22,249.13	231,475.81	72.618	87,284.19
02-1020-22-00	LONGEVITY	6,012.00		6,024.00	100.200	12.00-
02-1030-22-00	EXTRA HELP			489.92		489.92-
02-1040-22-00	OVERTIME	15,000.00	1,500.15	5,705.92	38.039	9,294.08
02-1060-22-00	PAYROLL TAXES	28,261.00	2,029.64	19,141.32	67.731	9,119.68
02-1065-22-00	RETIREMENT (TMRS)	34,727.00	2,569.68	25,359.38	73.025	9,367.62
02-1070-22-00	GROUP HEALTH INSURANCE	83,631.00	7,213.59	74,968.66	89.642	8,662.34
02-1075-22-00	WORKERS COMPENSATION	22,968.00		16,204.04	70.551	6,763.96
02-2010-22-00	OPERATING SUPPLIES	3,510.00	94.44	1,407.16	40.090	2,102.84
02-2020-22-00	FUEL SUPPLIES	24,000.00	500.45	19,734.92	82.229	4,265.08
02-2031-22-00	RENTALS	7,800.00	266.74	1,871.76	23.997	5,928.24
02-2040-22-00	UNIFORMS, MAINT & SAFETY GEAR	6,795.00	405.13	5,353.94	78.792	1,441.06
02-2060-22-00	SMALL TOOLS	4,800.00	256.11	1,834.00	38.208	2,966.00
02-2070-22-00	JANITORIAL SUPPLIES & MAINT.	250.00	22.00	265.18	106.072	15.18-
02-3010-22-00	REPAIR & MAINT. -- WATER	90,000.00	3,254.63	38,515.04	42.794	51,484.96
02-3011-22-00	REPAIRS & MAINT. - SEWER SUPPL	235,260.00	3,929.71	37,389.98	15.893	197,870.02
02-3020-22-00	REPAIR & MAINT-BLDG FURN & FIX	500.00		249.99	49.998	250.01
02-3030-22-00	REPAIR & MAINT--MOTOR VEHICLES	40,000.00	4,872.46	28,302.80	70.757	11,697.20
02-3040-22-00	REPAIR & MAINT--EQUIPMENT	15,480.00	197.50	3,533.79	22.828	11,946.21
02-4030-22-00	GENERAL INSURANCE	13,200.00		9,129.31	69.161	4,070.69
02-4040-22-00	PROFESSIONAL FEES	4,800.00	1,800.00	1,801.00	37.521	2,999.00
02-4060-22-00	CONVENTIONS/SCHOOL/TRAVEL EXP	3,800.00	111.00	5,197.48	136.776	1,397.48-
02-4071-22-00	DUES, SUBSCRIPTIONS & BOOKS	300.00				300.00
02-5010-22-00	COMMUNICATIONS	9,000.00		5,056.73	56.186	3,943.27
02-5020-22-00	UTILITIES	10,000.00		2,959.83	29.598	7,040.17
02-7020-22-00	20 YEAR LIFE ASSETS(BUILDINGS)	104,000.00		28,960.00	27.846	75,040.00
02-7030-22-00	10 YEAR LIFE ASSETS (VEHICLES)	65,000.00		60,046.00	92.378	4,954.00
02-7040-22-00	5 YEAR LIFE ASSETS (EQUIPMENT)		782.63	782.63		782.63-
Subtotal:		1,147,854.00	52,054.99	631,760.59	55.038	516,093.41
Program number:		1,147,854.00	52,054.99	631,760.59	55.038	516,093.41
Department number: 22	UTILITY LINE MAINTENANCE	1,147,854.00	52,054.99	631,760.59	55.038	516,093.41

City of LaMarque
COMBINED REVENUE & EXPENSE
Department: 24 WATER AND SEWER OPERATIONS
Program:
Period Ending: 07/2011

Account	Description	ANNUAL BUDGET	CURRENT MONTH ACTUAL	YTD ACTUAL	YTD % COLLECT SPENT	BUDGET BALANCE
02-1010-24-00	REGULAR PAYROLL	233,180.00	17,504.34	185,032.53	79.352	48,147.47
02-1020-24-00	LONGEVITY	3,793.00		5,256.00	138.571	1,463.00-
02-1040-24-00	OVERTIME	10,000.00	809.95	8,787.57	87.876	1,212.43
02-1060-24-00	PAYROLL TAXES	20,405.00	1,406.12	14,992.20	73.473	5,412.80
02-1065-24-00	RETIREMENT (TMRS)	25,261.00	1,981.61	20,534.80	81.291	4,726.20
02-1070-24-00	GROUP HEALTH INSURANCE	56,951.00	4,813.36	48,180.45	84.600	8,770.55
02-1075-24-00	WORKERS COMPENSATION	15,761.00		11,776.20	74.717	3,984.80
02-2010-24-00	OPERATING SUPPLIES -- S.T.P.	155,748.00	4,167.15	73,132.62	46.956	82,615.38
02-2011-24-00	SUPPLIES FOR WELLS	9,012.00	3,952.95	8,930.45	99.095	81.55
02-2020-24-00	FUEL SUPPLIES	9,000.00	241.87	6,209.39	68.993	2,790.61
02-2031-24-00	RENTALS	600.00		66.00	11.000	534.00
02-2040-24-00	UNIFORMS, MAINT & SAFETY GEAR	8,110.00	393.60	3,145.65	38.787	4,964.35
02-2060-24-00	SMALL TOOLS	200.00		233.21	116.605	33.21-
02-2070-24-00	JANITORIAL SUPPLIES & MAINT.	1,000.00		286.54	28.654	713.46
02-3010-24-00	REPAIR & MAINT -- S.T.P.	96,600.00	17,062.56	75,832.90	78.502	20,767.10
02-3011-24-00	REPAIRS & MAINTENANCE -- WELLS	8,000.00		196.34	2.454	7,803.66
02-3012-24-00	REPAIRS & MNTNCE - LIFT STATNS			70.18		70.18-
02-3020-24-00	REPAIR/MAINT--BLDG FURN & FIX	1,130.00	84.56	549.65	48.642	580.35
02-3030-24-00	REPAIR & MAINT--MOTOR VEHICLES	5,500.00	218.02	3,316.78	60.305	2,183.22
02-3040-24-00	REPAIR & MAINT--EQUIPMENT	29,150.00	247.97	25,491.76	87.450	3,658.24
02-4030-24-00	GENERAL INSURANCE	35,000.00		24,206.52	69.161	10,793.48
02-4040-24-00	PROFESSIONAL FEES	103,475.00	5,037.73	63,339.42	61.212	40,135.58
02-4060-24-00	CONVENTIONS/SCHOOL/TRAVEL EXP	6,032.00		3,819.30	63.317	2,212.70
4071-24-00	DUES,SUBSCRIPTIONS, & BOOKS	1,150.00	850.00	850.00	73.913	300.00
5010-24-00	COMMUNICATIONS	10,740.00		7,845.77	73.052	2,894.23
5020-24-00	UTILITIES -- S.T.P.	234,960.00	872.13	163,675.19	69.661	71,284.81
02-5021-24-00	UTILITIES -- WELLS	18,000.00		7,739.45	42.997	10,260.55
02-5022-24-00	UTILITIES -- LIFT STATIONS	88,000.00	2,410.10	53,980.99	61.342	34,019.01
02-5145-24-00	REPLACEMENT COST EXPENSE	6,900.00		5,175.00	75.000	1,725.00
02-6011-24-00	PURCHASED WATER (GCWA)	864,000.00	69,437.61	668,721.21	77.398	195,278.79
Subtotal:		2,057,658.00	131,491.63	1,491,374.07	72.479	566,283.93
Program number:		2,057,658.00	131,491.63	1,491,374.07	72.479	566,283.93
Department number: 24	WATER AND SEWER OPERATIONS	2,057,658.00	131,491.63	1,491,374.07	72.479	566,283.93

City of LaMarque
COMBINED REVENUE & EXPENSE

Fund: 2 UTILITY FUND Department: 25 DEBT SERVICE Program:

Period Ending: 07/2011

Account	Description	ANNUAL BUDGET	CURRENT MONTH ACTUAL	YTD ACTUAL	YTD % COLLECT SPENT	BUDGET BALANCE
02-0120-25-00	CAPITAL LEASE PAYMENTS	46,850.00		45,221.68	96.524	1,628.32
Subtotal:		46,850.00		45,221.68	96.524	1,628.32
Program number:		46,850.00		45,221.68	96.524	1,628.32
Department number: 25	DEBT SERVICE	46,850.00		45,221.68	96.524	1,628.32

Account	Description	ANNUAL BUDGET	CURRENT MONTH ACTUAL	YTD ACTUAL	YTD % COLLECT SPENT	BUDGET BALANCE
02-1010-26-00	REGULAR PAYROLL	56,256.00	4,357.76	45,479.71	80.844	10,776.29
02-1020-26-00	LONGEVITY	324.00		342.00	105.556	18.00-
02-1040-26-00	OVERTIME	3,000.00	327.75	3,392.23	113.074	392.23-
02-1060-26-00	PAYROLL TAXES	4,936.00	345.64	3,622.12	73.382	1,313.88
02-1065-26-00	RETIREMENT (TMRS)	5,835.00	506.98	5,089.14	87.217	745.86
02-1070-26-00	GROUP HEALTH INSURANCE	20,631.00	1,066.49	13,564.36	65.747	7,066.64
02-1075-26-00	WORKERS COMPENSATION	4,028.00		2,904.65	72.111	1,123.35
02-2010-26-00	OPERATING SUPPLIES - STP	2,330.00	64.93	618.87	26.561	1,711.13
02-2011-26-00	SUPPLIES FOR WELLS	700.00				700.00
02-2012-26-00	SUPPLIES FOR LIFT STATIONS	1,900.00		1,193.85	62.834	706.15
02-2020-26-00	FUEL SUPPLIES	2,300.00	142.85	2,326.19	101.139	26.19-
02-2031-26-00	RENTALS	930.00				930.00
02-2040-26-00	UNIFORMS, MAINT & SAFETY GEAR	1,672.00	202.03	734.60	43.935	937.40
02-2060-26-00	SMALL TOOLS	900.00		574.12	63.791	325.88
02-2070-26-00	JANITORIAL SUPPLIES & MAINT.	330.00				330.00
02-3010-26-00	REPAIR & MAINT -- STP	21,050.00	4,623.20	11,909.45	56.577	9,140.55
02-3011-26-00	REPAIRS & MAINTENANCE -- WELLS	8,410.00	636.96	7,419.35	88.221	990.65
02-3012-26-00	REPAIRS & MNTNCE - LIFT STATNS	33,450.00	5,419.09	28,265.32	84.500	5,184.68
02-3020-26-00	REPAIR/MAINT--BLDG FURN & FIX	1,200.00		10.47	.873	1,189.53
02-3030-26-00	REPAIR & MAINT--MOTOR VEHICLES	5,430.00	111.24	5,194.87	95.670	235.13
02-3040-26-00	REPAIR & MAINT--EQUIPMENT			373.90		373.90-
02-4060-26-00	CONV/SCHOOL/TRAVEL EXP.	770.00		1,830.31	237.703	1,060.31-
02-5010-26-00	COMMUNICATIONS	3,580.00		2,058.12	57.489	1,521.88
-5145-26-00	REPLACEMENT COST EXPENSE	5,000.00		3,750.03	75.001	1,249.97
Subtotal:		184,962.00	17,804.92	140,653.66	76.045	44,308.34
Program number:		184,962.00	17,804.92	140,653.66	76.045	44,308.34
Department number: 26	UTILITY EQUIPMENT MAINTENANCE	184,962.00	17,804.92	140,653.66	76.045	44,308.34

City of LaMarque
COMBINED REVENUE & EXPENSE
Fund: 2 UTILITY FUND Department: 27 STORMWATER PERMIT PROGRAM Program: STORMWATER
Period Ending: 07/2011

Account	Description	ANNUAL BUDGET	CURRENT MONTH ACTUAL	YTD ACTUAL	YTD % COLLECT SPENT	BUDGET BALANCE
02-2010-27-00	OPERATING SUPPLIES	3,500.00	345.00	345.00	9.857	3,155.00
02-4040-27-00	BASIC ENGINEERING SERVICES	15,000.00		706.08	4.707	14,293.92
02-4045-27-00	DIRECT PERMIT COSTS	2,000.00				2,000.00
02-4060-27-00	CONV/SCHOOL/TRAVEL	2,000.00		675.00	33.750	1,325.00
02-8001-27-00	OPERATING TRANSFER TO FUND 01	1,600.00		1,199.97	74.998	400.03
Subtotal:		24,100.00	345.00	2,926.05	12.141	21,173.95
Program number: STORMWATER		24,100.00	345.00	2,926.05	12.141	21,173.95
Department number: 27	STORMWATER PERMIT PROGRAM	24,100.00	345.00	2,926.05	12.141	21,173.95

Account	Description	ANNUAL BUDGET	CURRENT MONTH ACTUAL	YTD ACTUAL	YTD % COLLECT SPENT	BUDGET BALANCE
02-1070-99-00	GROUP HEALTH INSURANCE RETIREE	32,900.00	402.71	4,325.77	13.148	28,574.23
02-4080-99-00	EMPLOYEE ASSISTANCE PROGRAM	1,000.00		630.00	63.000	370.00
02-4090-99-00	CONTINGENCY	1,000.00				1,000.00
02-5146-99-00	EXP F.17 TWDB '96 ISSUE COSTS	7,150.00				7,150.00
02-8004-99-00	BAD DEBT EXPENSE	30,000.00				30,000.00
02-8016-99-00	TRANSFER TO UTIL DEBT SERVICE	386,270.00		245,504.97	63.558	140,765.03
02-8030-99-00	OPER TRANSFER TO FUND 30	690.00		517.50	75.000	172.50
02-9005-99-00	METER REPLACEMENT RESERVE	20,000.00		15,000.03	75.000	4,999.97
02-9006-99-00	OPERATING TRNSFR TO GEN. FUND	150,000.00		112,500.00	75.000	37,500.00
02-9007-99-00	TO PLANT AND LINES RESERVE	90,000.00		67,500.00	75.000	22,500.00
02-9008-99-00	COMPENSATED ABSENCES EXPENSE	2,000.00				2,000.00
Subtotal:		721,010.00	402.71	445,978.27	61.855	275,031.73
Program number:		721,010.00	402.71	445,978.27	61.855	275,031.73
Department number: 99	FUND EXPENDITURES	721,010.00	402.71	445,978.27	61.855	275,031.73
Expenditure	Subtotal - - - - - -	4,486,904.00	223,710.16	2,999,813.65	66.857	1,487,090.35
Fund number: 2 UTILITY FUND		2,246.00-	211,891.30	143,463.89-	6,387.528	141,217.89

City of LaMarque
COMBINED REVENUE & EXPENSE

Fund: 3 UTILITY RESTRICTED INVESTMENTS Department: Program:

Period Ending: 07/2011

Account	Description	ANNUAL BUDGET	CURRENT MONTH ACTUAL	YTD ACTUAL	YTD % COLLECT SPENT	BUDGET BALANCE
03-3605-00-00	INTEREST ON INVESTMENTS	40,000.00-		8.11-	.020	39,991.89-
03-9002-00-00	TRANSFER IN UTILITY METER RPL	110,000.00-		82,500.03-	75.000	27,499.97-
Subtotal:		150,000.00-		82,508.14-	55.005	67,491.86-
Program number:		150,000.00-		82,508.14-	55.005	67,491.86-
Department number:		150,000.00-		82,508.14-	55.005	67,491.86-
Revenue	Subtotal - - - - - -	150,000.00-		82,508.14-	55.005	67,491.86-

City of LaMarque
COMBINED REVENUE & EXPENSE

Fund: 3 UTILITY RESTRICTED INVESTMENTS Department: Program:

Period Ending: 07/2011

Account	Description	ANNUAL BUDGET	CURRENT MONTH ACTUAL	YTD ACTUAL	YTD % COLLECT SPENT	BUDGET BALANCE
03-8002-00-00	TRANSFER TO UTILITY FUND	108,600.00				108,600.00
Subtotal:		108,600.00				108,600.00
Program number:		108,600.00				108,600.00
Department number:		108,600.00				108,600.00
Expenditure	Subtotal - - - - - -	108,600.00				108,600.00
Fund number: 3 UTILITY RESTRICTED INVESTMENTS		41,400.00-		82,508.14-	199.295	41,108.14

City of LaMarque
COMBINED REVENUE & EXPENSE
Period Ending: 07/2011

Fund: 5 EQUIPMENT REPLACEMENT FUND Department: ASSETS LIABILITIES REVENUES Program:

Account	Description	ANNUAL BUDGET	CURRENT MONTH ACTUAL	YTD ACTUAL	YTD % COLLECT SPENT	BUDGET BALANCE
05-3605-00-00	INTEREST EARNINGS	12,500.00-		1,314.32-	10.515	11,185.68-
05-8001-00-00	TRANSFER IN -- GENERAL FUND	24,502.00-		18,376.56-	75.000	6,125.44-
05-8002-00-00	TRANSFER IN -- UTILITY FUND	20,890.00-		15,667.56-	75.000	5,222.44-
Subtotal:		57,892.00-		35,358.44-	61.077	22,533.56-
Program number:		57,892.00-		35,358.44-	61.077	22,533.56-
Department number:	ASSETS LIABILITIES REVENUES	57,892.00-		35,358.44-	61.077	22,533.56-
Revenue	Subtotal - - - - - -	57,892.00-		35,358.44-	61.077	22,533.56-

City of LaMarque
COMBINED REVENUE & EXPENSE
Period Ending: 07/2011

Fund: 5 EQUIPMENT REPLACEMENT FUND Department: ASSETS LIABILITIES REVENUES Program:

Account	Description	ANNUAL BUDGET	CURRENT MONTH ACTUAL	YTD ACTUAL	YTD % COLLECT SPENT	BUDGET BALANCE
05-7001-00-00	TRANSFER OUT -- GENERAL FUND	57,836.00		43,377.03	75.000	14,458.97
05-7002-00-00	TRANSFER OUT -- UTILITY FUND	169,000.00		126,749.97	75.000	42,250.03
Subtotal:		226,836.00		170,127.00	75.000	56,709.00
Program number:		226,836.00		170,127.00	75.000	56,709.00
Department number:	ASSETS LIABILITIES REVENUES	226,836.00		170,127.00	75.000	56,709.00
Expenditure	Subtotal - - - - - -	226,836.00		170,127.00	75.000	56,709.00
Fund number: 5 EQUIPMENT REPLACEMENT FUND		168,944.00		134,768.56	79.771	34,175.44

City of LaMarque
COMBINED REVENUE & EXPENSE
Fund: 6 LIBRARY MEMORIAL Department: LIBRARY MEMORIAL EXPENSES Program:
Period Ending: 07/2011

Account	Description	ANNUAL BUDGET	CURRENT MONTH ACTUAL	YTD ACTUAL	YTD % COLLECT SPENT	BUDGET BALANCE
06-2610-00-00	DONATIONS FROM PUBLIC	900.00-		445.00-	49.444	455.00-
Subtotal:		900.00-		445.00-	49.444	455.00-
Program number:		900.00-		445.00-	49.444	455.00-
Department number:	LIBRARY MEMORIAL EXPENSES	900.00-		445.00-	49.444	455.00-
Revenue	Subtotal - - - - - -	900.00-		445.00-	49.444	455.00-

City of LaMarque
COMBINED REVENUE & EXPENSE
Period Ending: 07/2011

Fund: 6 LIBRARY MEMORIAL Department: LIBRARY MEMORIAL EXPENSES Program:

Account	Description	ANNUAL BUDGET	CURRENT MONTH ACTUAL	YTD ACTUAL	YTD % COLLECT SPENT	BUDGET BALANCE
06-2630-00-00	PURCHASE OF BOOKS	1,200.00		614.15	51.179	585.85
Subtotal:		1,200.00		614.15	51.179	585.85
Program number:		1,200.00		614.15	51.179	585.85
Department number:	LIBRARY MEMORIAL EXPENSES	1,200.00		614.15	51.179	585.85
Expenditure	Subtotal - - - - - -	1,200.00		614.15	51.179	585.85
Fund number: 6 LIBRARY MEMORIAL		300.00		169.15	56.383	130.85

City of LaMarque
COMBINED REVENUE & EXPENSE

Fund: 8 PD Child Outreach Program Department: Program:

Period Ending: 07/2011

Account	Description	ANNUAL BUDGET	CURRENT MONTH ACTUAL	YTD ACTUAL	YTD % COLLECT SPENT	BUDGET BALANCE
08-3807-00-00	Outreach Donations			1,076.68-		1,076.68
Subtotal:				1,076.68-		1,076.68
Program number:				1,076.68-		1,076.68
Department number:				1,076.68-		1,076.68
Revenue	Subtotal - - - - - -			1,076.68-		1,076.68

Account	Description	ANNUAL BUDGET	CURRENT MONTH ACTUAL	YTD ACTUAL	YTD % COLLECT SPENT	BUDGET BALANCE
08-2010-00-00	Operating Expenditures			496.50		496.50-
Subtotal:				496.50		496.50-
Program number:				496.50		496.50-
Department number:				496.50		496.50-
Expenditure	Subtotal - - - - - -			496.50		496.50-
Fund number: 8 PD Child Outreach Program				580.18-		580.18

City of LaMarque
COMBINED REVENUE & EXPENSE
Period Ending: 07/2011

Fund: 10 HOTEL OCCUPANY TAX FUND Department: HOTEL OCCUPANCY TAX FUND Program:

Account	Description	ANNUAL BUDGET	CURRENT MONTH ACTUAL	YTD ACTUAL	YTD % COLLECT SPENT	BUDGET BALANCE
10-2600-00-00	OCCUPANCY TAX COLLECTED	85,000.00-	9,013.21-	56,681.40-	66.684	28,318.60-
10-3216-00-00	INTEREST EARNINGS	1,000.00-		918.40-	91.840	81.60-
Subtotal:		86,000.00-	9,013.21-	57,599.80-	66.977	28,400.20-
Program number:		86,000.00-	9,013.21-	57,599.80-	66.977	28,400.20-
Department number:	HOTEL OCCUPANCY TAX FUND	86,000.00-	9,013.21-	57,599.80-	66.977	28,400.20-
Revenue	Subtotal - - - - - -	86,000.00-	9,013.21-	57,599.80-	66.977	28,400.20-

CAROLYN E. ANDERSON

Residence: [redacted] Cellular: [redacted]

July 13, 2011

Mr. Eric W. Gage, City Manager
City of La Marque
1111 Bayou Road
La Marque, Texas 77568

Dear Mr. Gage:

Please accept this letter as my resignation as City Clerk for the City of La Marque, effective July 22, 2011. My decision to resign was finalized after long and careful consideration of all factors.

Thank you for the opportunities for professional and personal development that you have provided me during my tenure with the City of La Marque. This was not an easy decision to make. The past months, although difficult at times, have been very rewarding. I wish the City of La Marque much success in the future.

Sincerely,

Carolyn E. Anderson

Carolyn E. Anderson

AGREEMENT FOR INTERIM CITY CLERK SERVICES

State of Texas

County of Galveston

For good and valuable consideration, the receipt and sufficiency of which is hereby conclusively acknowledged, this agreement is made by and between the City of La Marque, (hereinafter referred to as the "City") and Texas First Group Replacement Service, Inc. (hereinafter referred to as "Texas First Group").

The City hereby contracts with Texas First Group to provide personnel appropriate to handle Interim City Clerk responsibilities. As an incident to such responsibilities, the person or persons assigned by Texas First Group shall have all powers and duties as set forth in State Law, City Charter, City Ordinances, City policy and procedures, and as further delegated by the Mayor & City Council. The parties anticipate Martha Gillett shall principally handle the Interim City Clerk duties during the term of this agreement. The parties agree and acknowledge that Texas First Group and/ Martha Gillett may continue professional consultation work for other clients during the term of this agreement, and further agree and acknowledge that time spent on such consultation will not be billed to the City.

Texas First Group acknowledges that its provision of services is at the discretion of the City Manager and that the City may terminate this agreement at its sole discretion. The hours of the work week of Martha Gillett /Texas First Group shall be determined by the City Manager. Any hours billed to the City will be as agreed upon between the two parties.

In consideration of its agreement, the City shall 1) Pay to Texas First Group the sum of $ 31 per hour for its services, with a minimum billing increment of thirty (30) minutes; 2) Reimburse Texas First Group/Martha Gillett for any direct expenses incurred in connection with providing services performed for the City's request;3)Reimburse Martha Gillett's mileage for daily round trips between her home in La Porte and La Marque at the current IRS rate, as well as for the use of her car for City business (if necessary).

Texas First Group will provide a billing statement to the City on a bi-weekly basis and such billing statement will be due and payable upon receipt thereof by the City.

The parties agree that the person named above to handle the Interim City Clerk duties for the City, or any other individual serving in that capacity with the City through Texas First Group, will be serving in the capacity of a public official for the City. To the extent permitted by law, the City hereby agrees to indemnify and hold harmless Martha Gillett and/or Texas First Group and its owners, Kerry Sweatt and Don Davis, and/or any other individual serving as the Interim City Clerk under this agreement from and against any and all claims, causes of action, damages, losses, and/or costs, including reasonable attorney's fees and expenses, resulting from or arising out of the services provided to the City pursuant to this agreement to the extent the liability or costs are covered under any existing insurance policy or coverage under an interlocal agreement providing liability coverage to the City officials and employees while acting within the scope of their employment with the City. City agrees to obtain an endorsement to its insurance policy or interlocal agreement to provide coverage for the Texas First Group, and its owners, Kerry Sweatt and Don Davis.

To the extent permitted under its workers' compensation coverage, City will provide workers' compensation coverage for the Interim City Clerk while in the scope of performing services under this agreement.

Notices to the parties shall be directed as follows:

To the City:	Eric W.Gage, City Manager City of La Marque Texas 1111 Bayou Rd La Marque, TX 77568-4160
To Texas First Group:	Kerry Sweatt, Partner Texas First Group P.O. Box 157 Leakey, Texas 78873

The parties specifically reserve the right to designate other addresses for notices in writing from time to time.

This agreement constitutes the full and complete agreement of the parties, and all other prior and/or contemporaneous agreements between the parties have been merged herein. Any future amendment of this agreement shall be in writing and shall require the written consent of both parties.

This agreement is governed by and is to be construed and enforced in accordance with the laws of the State of Texas and of the United States.

The parties agree and consent to the jurisdiction of the District Courts of Galveston County, Texas, and of the United States District Court for the Southern District of Texas and acknowledge that such courts shall constitute proper and convenient forums for the resolution of any actions among the parties with respect to the subject matter hereof.

The parties further agree that such courts shall be the exclusive forums for the resolution of any actions among the parties with respect to the subject matter hereof.

EXECUTED in duplicate originals to be effective on the _____ day of _____, 2011

_____	_____
Eric W.Gage, City Manager	Kerry Sweatt
City of La Marque, TX	Texas First Group

Attest: _____

Interim City Clerk
Service Charge
with
Texas First Group Replacement Service, Inc.

City Clerk (Base Salary at 2,080 hours annually	$49,000		
Finder's Fee (30% of Base Salary)	14,700		
Total	$63,700		
Bi-weekly Pay (26 pay periods by year)	$2,450	or	$30.63 per hour
Travel time for Bi-weekly Pay Period	$436		
Approximate Costs for Bi-weekly Pay Period	**$2,886**		

IRS.gov

IRS Increases Mileage Rate to 55.5 Cents per Mile

IR-2011-69, June 23, 2011

WASHINGTON — The Internal Revenue Service today announced an increase in the optional standard mileage rates for the final six months of 2011. Taxpayers may use the optional standard rates to calculate the deductible costs of operating an automobile for business and other purposes.

The rate will increase to 55.5 cents a mile for all business miles driven from July 1, 2011, through Dec. 31, 2011. This is an increase of 4.5 cents from the 51 cent rate in effect for the first six months of 2011, as set forth in Revenue Procedure 2010-51.

In recognition of recent gasoline price increases, the IRS made this special adjustment for the final months of 2011. The IRS normally updates the mileage rates once a year in the fall for the next calendar year.

"This year's increased gas prices are having a major impact on individual Americans. The IRS is adjusting the standard mileage rates to better reflect the recent increase in gas prices," said IRS Commissioner Doug Shulman. "We are taking this step so the reimbursement rate will be fair to taxpayers."

While gasoline is a significant factor in the mileage figure, other items enter into the calculation of mileage rates, such as depreciation and insurance and other fixed and variable costs.

The optional business standard mileage rate is used to compute the deductible costs of operating an automobile for business use in lieu of tracking actual costs. This rate is also used as a benchmark by the federal government and many businesses to reimburse their employees for mileage.

The new six-month rate for computing deductible medical or moving expenses will also increase by 4.5 cents to 23.5 cents a mile, up from 19 cents for the first six months of 2011. The rate for providing services for charitable organizations is set by statute, not the IRS, and remains at 14 cents a mile.

The new rates are contained in Announcement 2011-40 on the optional standard mileage rates.

Taxpayers always have the option of calculating the actual costs of using their vehicle rather than using the standard mileage rates.

Mileage Rate Changes

Purpose	Rates 1/1 through 6/30/11	Rates 7/1 through 12/31/11
Business	51	55.5
Medical/Moving	19	23.5
Charitable	14	14

Follow the IRS on New Media
Subscribe to IRS Newswire

Page Last Reviewed or Updated: June 23, 2011

IRS.gov

IRS Increases Mileage Rate to 55.5 Cents per Mile

IR-2011-69, June 23, 2011

WASHINGTON — The Internal Revenue Service today announced an increase in the optional standard mileage rates for the final six months of 2011. Taxpayers may use the optional standard rates to calculate the deductible costs of operating an automobile for business and other purposes.

The rate will increase to 55.5 cents a mile for all business miles driven from July 1, 2011, through Dec. 31, 2011. This is an increase of 4.5 cents from the 51 cent rate in effect for the first six months of 2011, as set forth in Revenue Procedure 2010-51.

In recognition of recent gasoline price increases, the IRS made this special adjustment for the final months of 2011. The IRS normally updates the mileage rates once a year in the fall for the next calendar year.

"This year's increased gas prices are having a major impact on individual Americans. The IRS is adjusting the standard mileage rates to better reflect the recent increase in gas prices," said IRS Commissioner Doug Shulman. "We are taking this step so the reimbursement rate will be fair to taxpayers."

While gasoline is a significant factor in the mileage figure, other items enter into the calculation of mileage rates, such as depreciation and insurance and other fixed and variable costs.

The optional business standard mileage rate is used to compute the deductible costs of operating an automobile for business use in lieu of tracking actual costs. This rate is also used as a benchmark by the federal government and many businesses to reimburse their employees for mileage.

The new six-month rate for computing deductible medical or moving expenses will also increase by 4.5 cents to 23.5 cents a mile, up from 19 cents for the first six months of 2011. The rate for providing services for charitable organizations is set by statute, not the IRS, and remains at 14 cents a mile.

The new rates are contained in Announcement 2011-40 on the optional standard mileage rates.

Taxpayers always have the option of calculating the actual costs of using their vehicle rather than using the standard mileage rates.

Mileage Rate Changes

Purpose	Rates 1/1 through 6/30/11	Rates 7/1 through 12/31/11
Business	51	55.5
Medical/Moving	19	23.5
Charitable	14	14

Follow the IRS on New Media
Subscribe to IRS Newswire

Page Last Reviewed or Updated: June 23, 2011

MARTHA A. GILLETT, TRMC, CMC, PHR
[redacted]
Phone: [redacted]
Cell: [redacted]

EXPERIENCE:

Municipal Government:

City of La Porte – 1981-1988 – Human Resources Representative for Public Works Department and Assistant Human Resources/Risk Manager for a 450 workforce. General Human Resources Practitioner in all phases of Human Resources.

City of Friendswood – 1991-1997 – Human Resources Risk Manager. Ground start up of the City's first Human Resources Department. General Human Resources Practioner in all phases of Human Resources.

City of La Porte 1997 – Retired January 2011 – City Secretary/Elections Administrator and Public Information Officer. Reported to the Mayor and City Council. Recorded all actions of City Council, La Porte Development Corporation, Fiscal Affairs Committee and Special Called Committees. Served as Wrecker Committee Member. Certified the authenticity of all official documents and provided for their safekeeping and retrieval. Administered City Elections and served as Joint Elections Administrator for La Porte Independent School District and San Jacinto College District. Served as Central Counting Station for the Cities of Morgan's Point and Shoreacres. Served as City's Records Administrator. Served as the City's Public Information Officer. Responsible for Liquor licenses, wrecker permits, birth and death records, bingo permits and various other permits as needed. Worked on committees with the La Porte Bayshore Chamber of Commerce and Bay Area Economic Alliance Port Region.

Medical :(Marketing/Human Resources):

HCA – Gulf Coast Hospital – 1988-1989 – Served as Marketing Director. Started up an Optifast Program that recovered set up costs and initiated a profit within six months.

MacGregor Medical Association/Prucare – 1989-1991 – Served as Human Resources/Risk Manager for a 17 facility medical group and serviced 1500+ employees ranging from entry level positions up to physicians. Responsible for recruiting and hiring 100+ people per month as well as all phases of Human Resources.

Finance/Banking:

Bayshore National Bank – 1975 – 1976 Bookkeeping and Teller Duties

First City Bank Clear Lake 1976-1981 Marketing Representative and Junior Loan Officer

EDUCATION/CERTIFICATIONS:

Society of Human Resources Management – Professional in Human Resources –1992

Texas Municipal Clerks Association – Texas Registered Municipal Clerk TRMC #372– University of North Texas, Denton, Texas –2001 – Recertified 2006 and 2011.

International Institute of Municipal Clerks – Certified Municipal Clerk –2005
San Jacinto College District – 60 hours

Alvin Community College – 9 hours

American Institute of Banking - 12 hours

MEMBERSHIPS AND ORGANIZATIONS:

Texas Municipal Clerks Association, Inc. (TMCA, Inc.) 1997 to present
- Co-Author of Human Resources Management Chapter of the Texas Municipal Clerk's Association Handbook – 2001 and update of Chapter in 2006 and 2010.
- Chairman Membership Committee – 2002
- Conference Moderator – 2002
- Retirement Committee Chair – 2007
- Nominating Committee Chair - 2008

Texas Municipal Clerks Association – Salt Grass Chapter 1997 to present
- Committee Member – Various Committees 1997-Present
- Secretary – 2000
- Vice President – 2001
- President – 2002
- Scholarship Committee – 2002 2004, 2005
- Chairman Slate of Officers - 2005
- Nominated as Municipal Clerk of the Year 2005 to TMCA, Inc.
- Scholarship Committee – 2007-2008

International Institute of Municipal Clerks - 1997

La Porte Chamber of Commerce:
- Ambassador – 1997 to Present
- Committee Salute to Industry Golf Tournament
- Economic Development Committee 2003, 2004
- Marketing/Tourism Committee 2003, 2004

Alliance – Port of Houston Region
- Quality of Life Task Force since 2004

Bay Area Heritage Society Board Member – since 2005

City of La Porte Volunteer Efforts – Currently serving on Chapter 172 Employee Health Benefits Board, Comprehensive Comp Plan Review and Redistricting Committee

CITY OF LAMARQUE, TEXAS
QUARTERLY INVESTMENT REPORT
FOR THE QUARTER ENDED JUNE 30, 2011

The investment portfolio detailed in the attached report includes all investment transactions made during the above referenced period. The investment portfolio and all related transactions comply with the investment policy of the City of LaMarque, Texas and the Public Funds Investment Act of the State of Texas.

Investment Officer: Karen Cooper
Karen Cooper, Finance Director

Date: July 18, 2011

CITY OF LAMARQUE, TEXAS
INVESTMENTS OUTSTANDING AS OF JUNE 30, 2011

Purchase Date	Description	Maturity Date	# Days to Maturity	Cost	Par Value	Coupon Yield	3/31/2011 Book Value	3/31/2011 Market Value	6/30/2011 Book Value	6/30/2011 Market Price	6/30/2011 Market Value	Unrealized Gain/Loss
INVESTMENT POOLS												
N/A	Texpool - 12640-00001 Consolidated	N/A	N/A		2,169,493	0.39%	2,168,997	2,168,997	2,169,493	-	2,169,493	-
N/A	Texpool - 12640-00002 Consolidated	N/A	N/A		903,229	0.39%	903,022	903,022	903,229	-	903,229	-
N/A	Texpool - 12640-00003 Consolidated	N/A	N/A		3,454,026	0.39%	3,453,236	3,453,236	3,454,026	-	3,454,026	-
N/A	Texpool - 84830-0001 (EDC)	N/A	N/A		1,984,436	0.39%	1,983,983	1,983,983	1,984,436	-	1,984,436	-
							8,509,239	8,509,239	8,511,184		8,511,184	
								78%			78%	OF POOLS
N/A	LOGIC	N/A	N/A		2,358,744	0.53%	2,357,667	2,357,667	2,358,744	-	2,358,744	-
							2,357,667	2,357,667	2,358,744		2,358,744	
								22%			22%	OF POOLS
	TOTAL POOLED INVESTMENTS						10,866,906	10,866,906	10,869,928		10,869,928	
								60%			61%	OF TOTAL
CERTIFICATES OF DEPOSIT												
Var Dates	GCWA	Var Dates	183		341,280	2.82%	334,080	334,080	341,280	-	341,280	
08/24/09	Moody National Bank (EDC)	08/24/11	55		100,000	2.00%	100,000	100,000	100,000	-	100,000	
08/15/09	Amegy Bank 100880 (EDC)	08/15/11	46		70,000	1.49%	70,000	70,000	70,000	-	70,000	
08/27/09	Moody National Bank (EDC)	08/27/11	58		100,000	1.84%	100,000	100,000	100,000		100,000	
							604,080	604,080	611,280		611,280	
								3%			3%	OF TOTAL
CHECKING & MONEY MARKET ACCOUNTS												
N/A	DWS (ICT) 6540001279	N/A	N/A		572,793	0.25%	572,703	572,703	572,793	-	572,793	
N/A	DWS (ICT) 6540001279 (EDC)	N/A	N/A		245	0.25%	244	244	245	-	245	
N/A	DWS (ICT) 6540001312	N/A	N/A		155,238	0.25%	155,213	155,213	155,238	-	155,238	
N/A	GCWA - Cash Account	N/A	N/A		1,639	0.00%	1,551	1,551	1,639	-	1,639	
N/A	Merrill Lynch (EDC)	N/A	N/A		357,815	0.47%	357,380	357,380	357,815	-	357,815	
N/A	Regions Bank - Payroll Account	N/A	N/A		251,491	0.00%	110,745	110,745	251,491	-	251,491	
N/A	Regions Bank - Credit Card	N/A	N/A		380	0.00%	380	380	380	-	380	
N/A	Regions Bank - Consolidated Cash	N/A	N/A		2,777,815	0.50%	3,373,360	3,373,360	2,777,815	-	2,777,815	
N/A	Regions Bank - Accounts Payable	N/A	N/A		2,180,383	0.50%	1,959,446	1,959,446	2,180,383		2,180,383	
N/A	Regions Bank - Library Memorial	N/A	N/A		1,249	0.00%	1,998	1,998	1,249	-	1,249	
							6,533,021	6,533,021	6,299,047		6,299,047	
								36%			35%	OF TOTAL
	TOTAL PORTFOLIO				$ 17,680,254	0.49%	18,004,007	18,004,007	17,780,254		17,780,254	-

EDC - CITY OF LAMARQUE, TEXAS
INVESTMENTS OUTSTANDING AS OF JUNE 30, 2011

Purchase Date	Description	Maturity Date	# Days to Maturity	Cost	Par Value	Coupon Yield	3/31/2011 Book Value	3/31/2011 Market Value	6/30/2011 Book Value	6/30/2011 Market Price	6/30/2011 Market Value	Unrealized Gain/Loss
INVESTMENT POOLS												
N/A	Texpool - 84830-0001 (EDC)	N/A	N/A		1,984,436	0.39%	1,983,983	1,983,983	1,984,436	-	1,984,436	-
CERTIFICATES OF DEPOSIT												
08/24/09	Moody National Bank (EDC)	08/24/11	55		100,000	2.00%	100,000	100,000	100,000	-	100,000	
08/15/09	Amegy Bank 100880 (EDC)	08/15/11	46		70,000	1.49%	70,000	70,000	70,000	-	70,000	
08/27/09	Moody National Bank (EDC)	08/27/11	58		100,000	1.84%	100,000	100,000	100,000	-	100,000	
CHECKING & MONEY MARKET ACCOUNTS												
N/A	DWS (ICT) 6540001279 (EDC)	N/A	N/A		245	0.25%	244	244	245	-	245	
N/A	Merrill Lynch (EDC)	N/A	N/A		357,815	0.47%	357,380	357,380	357,815	-	357,815	
N/A	Regions Bank - Consolidated Cash (EDC)	N/A	N/A		2,095,348	0.50%	1,577,351	1,577,351	2,095,348	-	2,095,348	
							1,934,975	1,934,975	2,453,407	-	2,453,407	
	TOTAL PORTFOLIO				4,607,843	0.50%	4,188,958	4,188,958	4,707,843	-	4,707,843	

CITY OF LAMARQUE, TEXAS
Quarterly Investment Report
As of June 30, 2011

Balance Comparison by Quarter

INVESTMENT BALANCES BY TYPE	Book Value 9/30/2010	Book Value 12/31/2010	Book Value 3/31/2011	Book Value 6/30/2011
TEXPOOL	$8,511,184	$8,506,077	$8,509,239	$8,511,184
LOGIC	2,358,744	2,356,452	2,357,667	2,358,744
CERTIFICATES OF DEPOSIT	611,280	604,080	604,080	611,280
REGIONS BANK - OPERATING ACCOUNTS	6,299,047	5,762,944	6,533,021	6,299,047
TOTAL CASH AND INVESTMENTS	$ 17,780,254	$ 17,229,553	$ 18,004,007	$ 17,780,254

City of LaMarque, Texas
Investment Report
for the Quarter Ending June 30, 2011

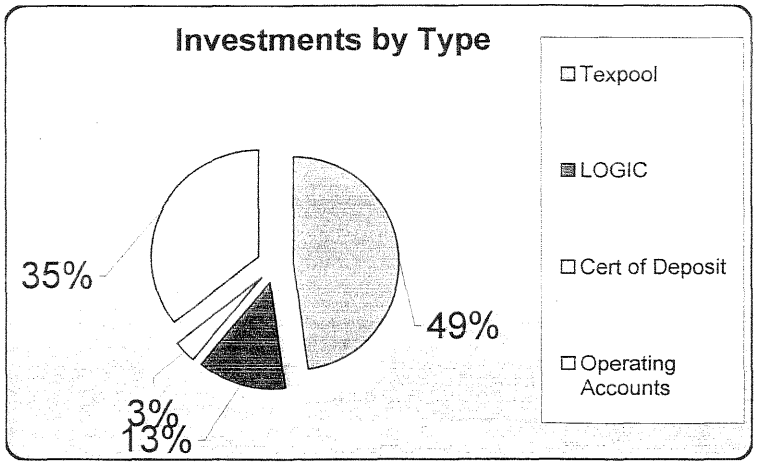

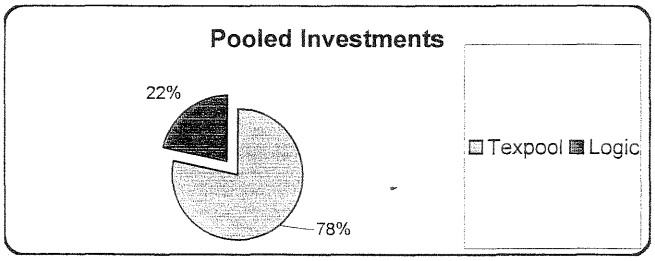

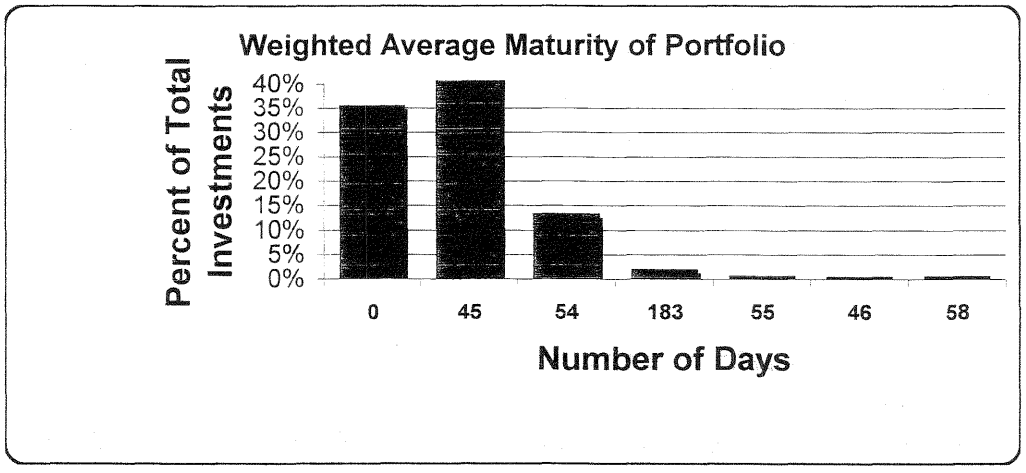

WAM of Portfolio: 33 Days

Investment	Fnd	Acct #	Maturity Date	BOOK VALUE Book Value 4/1/2011	Additions	Deletions	Amortization of (Premium) Discount	Interest	Book Value 6/30/2011	MARKET VALUE Market Value 4/1/2011	Net Book Activity	Market Value Change	Market Value 6/30/2011	Accrued Interest
General Fund														
Public Investment Pools														
Texpool	01-1004	12640-0002	N/A	-	-	-	-	-	-	-	-	-	-	-
Texpool	01-1004	12640-0001	N/A	590,959.80	-	-	-	135.10	591,094.90	589,808.04	135.10	-	589,943.14	-
Logic	01-1004	746012995-01	N/A	51,335.29	-	-	-	23.43	51,358.72	51,210.97	23.43	-	51,234.40	-
				642,295.09	-	-	-	158.53	642,453.62	641,019.01	158.53	-	641,177.54	-
Total General Fund				642,295.09	-	-	-	158.53	642,453.62	641,019.01	158.53	-	641,177.54	-
Enterprise Funds														
Public Investment Pools														
Texpool	02-1008	12640-0001	N/A	1,278,861.38	-	-	-	292.36	1,279,153.74	1,276,368.93	292.36	-	1,276,661.29	-
Texpool	03-1005	12640-0001	N/A	1,927.93	-	-	-	0.44	1,928.37	1,924.17	0.44	-	1,924.61	-
Logic	02-1008	746012995-01	N/A	839,988.46	-	-	-	383.44	840,371.90	837,954.30	383.44	-	838,337.74	-
Logic	03-1003	746012995-01	N/A	3,458.03	-	-	-	1.58	3,459.61	3,449.66	1.58	-	3,451.24	-
				2,124,235.80	-	-	-	677.82	2,124,913.62	2,119,697.06	677.82	-	2,120,374.88	-
Mutual Funds														
ICT	02-1008	6540001279	N/A	459,736.32	-	-	-	72.38	459,808.69	459,356.62	72.38	-	459,428.99	-
ICT	03-1005	6540001279	N/A	1,755.68	-	-	-	0.28	1,755.96	1,754.23	0.28	-	1,754.51	-
ICT	40-1004	6540001312	N/A	155,213.31	-	-	-	24.42	155,237.73	155,085.16	24.42	-	155,109.58	-
				616,705.31	-	-	-	97.07	616,802.38	616,196.01	97.07	-	616,293.08	-
Other														
GCWA	43		N/A	341,280.13	-	-	-	-	341,280.13	341,280.13	-	-	341,280.13	-
				341,280.13	-	-	-	-	341,280.13	341,280.13	-	-	341,280.13	-
Total Enterprise Funds				3,082,221.24	-	-	-	774.89	3,082,996.13	3,077,173.20	774.89	-	3,077,948.09	-
Internal Service Funds														
Public Investment Pools														
Texpool	05-1004	12640-0001	N/A	84,766.99	-	-	-	19.38	84,786.37	84,601.78	19.38	-	84,621.16	-
Logic	05-1004	746012995-01	N/A	767,816.94	-	-	-	350.50	768,167.44	765,957.55	350.50	-	766,308.05	-
				852,583.93	-	-	-	369.88	852,953.81	850,559.33	369.88	-	850,929.21	-
Mutual Funds														
ICT	05-1004	6540001279	N/A	111,210.50	-	-	-	17.51	111,228.00	111,118.66	17.51	-	111,136.16	-
				111,210.50	-	-	-	17.51	111,228.00	111,118.66	17.51	-	111,136.16	-
Total Internal Service Funds				963,794.43	-	-	-	387.38	964,181.81	961,677.99	387.38	-	962,065.37	-
ecial Revenue Funds														
blic Investment Pools														
pool	10-1004	12640-0001	N/A	29,525.03	-	-	-	6.75	29,531.78	29,467.49	6.75	-	29,474.24	-
ic	10-1004	746012995-01	N/A	578,711.62	-	-	-	264.17	578,975.79	577,310.18	264.17	-	577,574.35	-
				608,236.65	-	-	-	270.92	608,507.57	606,777.67	270.92	-	607,048.59	-
Total Special Revenue Funds				608,236.65	-	-	-	270.92	608,507.57	606,777.67	270.92	-	607,048.59	-
Debt Service Funds														
Public Investment Pools														
Texpool	15-1004	12640-0001	N/A	182,956.21	-	-	-	41.83	182,998.03	182,599.64	41.83	-	182,641.46	-
Logic	15-1004	746012995-01	N/A	116,357.14	-	-	-	53.12	116,410.26	116,075.36	53.12	-	116,128.48	-
				299,313.35	-	-	-	94.94	299,408.29	298,675.00	94.94	-	298,769.94	-
Total Debt Service Funds				299,313.35	-	-	-	94.94	299,408.29	298,675.00	94.94	-	298,769.94	-

Investment	Fnd	Acct #	Maturity Date	BOOK VALUE Book Value 4/1/2011	Additions	Deletions	Amortization of (Premium) Discount	Interest	Book Value 6/30/2011	MARKET VALUE Market Value 4/1/2011	Net Book Activity	Market Value Change	Market Value 6/30/2011	Accrued Interest
Capital Projects Funds														
Public Investment Pools														
Texpool	45-1004	12640-0002	N/A	903,022.31	-	-	-	206.47	903,228.78	901,262.31	206.47	-	901,468.78	-
				903,022.31	-	-	-	206.47	903,228.78	901,262.31	206.47	-	901,468.78	-
Texpool	46-1004	12640-0003	N/A	3,453,236.21	-	-	-	789.38	3,454,025.59	3,446,505.86	789.38	-	3,447,295.24	-
				3,453,236.21	-	-	-	789.38	3,454,025.59	3,446,505.86	789.38	-	3,447,295.24	-
Total Capital Projects Funds				4,356,258.52	-	-	-	995.85	4,357,254.37	4,347,768.17	995.85	-	4,348,764.02	-
LMEDC General Fund														
Public Investment Pools														
Texpool	19-1004	84830-0001	N/A	1,983,982.72	-	-	-	453.53	1,984,436.25	1,980,115.91	453.53	-	1,980,569.44	-
				1,983,982.72	-	-	-	453.53	1,984,436.25	1,980,115.91	453.53	-	1,980,569.44	-
Mutual Funds														
ICT	19-1004	6540001279	N/A	244.48	-	-	-	0.04	244.52	244.28	0.04	-	244.32	-
				244.48	-	-	-	0.04	244.52	244.28	0.04	-	244.32	-
Certificates of Deposit														
Moody National	19-1005	11011835	8/24/2009	100,000.00	(302.47)	-	-	302.47	100,000.00	100,000.00	-	-	100,000.00	-
Amegy Bank	19-1007	100880	8/15/2009	70,000.00	(149.45)	-	-	149.45	70,000.00	70,000.00	-	-	70,000.00	-
Moody National	19	60004478	8/27/2010	100,000.00	(302.46)	-	-	302.46	100,000.00	100,000.00	-	-	100,000.00	
				270,000.00	(754.38)	-	-	754.38	270,000.00	270,000.00	-	-	270,000.00	-
Total LMEDC General Fund				2,254,227.20	(754.38)	-	-	1,207.95	2,254,680.77	2,250,360.19	453.57	-	2,250,813.76	-
LMEDC Enterprise Fund														
Money Market Accounts														
Merrill Lynch	20-1006	Money Market	N/A	357,379.92	-	-	-	434.76	357,814.68	356,769.05	434.76	-	357,203.81	-
				357,379.92	-	-	-	434.76	357,814.68	356,769.05	434.76	-	357,203.81	-
Total LMEDC Enterprise Fund				357,379.92	-	-	-	434.76	357,814.68	356,769.05	434.76	-	357,203.81	-
Grand Total				12,563,726.40	(754.38)	-	-	4,325.23	12,567,297.25	12,540,220.28	3,570.85	-	12,543,791.13	-

Texpool 12640-00001		01 General	02 Utility	03 Utility - Restricted	05 Equip Replacement	10 Hotel/Motel	15 Debt Service	Total
1st Quarter								
Balance forward		590,460.92	1,277,781.78	1,926.30	84,695.43	29,500.11	182,801.76	2,167,166.30
		27.25%	58.96%	0.09%	3.91%	1.36%	8.44%	
Purchase	Oct 1st	-	-	-	-	-	-	-
Sale	Oct 1st	-	-	-	-	-	-	-
Amort	Oct 1st	-	-	-	-	-	-	-
Market Value	Oct 1st	-	-	-	-	-	-	-
Interest	Oct 1st	102.09	220.93	0.33	14.64	5.10	31.61	374.70
Subtotal		590,563.01	1,278,002.71	1,926.63	84,710.07	29,505.21	182,833.37	2,167,541.00
		27.25%	58.96%	0.09%	3.91%	1.36%	8.44%	
Purchase	Nov 1st	-	-	-	-	-	-	-
Sale	Nov 1st	-	-	-	-	-	-	-
Amort	Nov 1st	-	-	-	-	-	-	-
Market Value	Nov 1st	-	-	-	-	-	-	-
Interest	Nov 1st	93.05	201.36	0.30	13.35	4.65	28.81	341.51
Subtotal		590,656.06	1,278,204.06	1,926.94	84,723.42	29,509.86	182,862.17	2,167,882.51
		27.25%	58.96%	0.09%	3.91%	1.36%	8.44%	
Purchase	Dec 1st	-	-	-	-	-	-	-
Sale	Dec 1st	-	-	-	-	-	-	-
Amort	Dec 1st	-	-	-	-	-	-	-
Market Value	Dec 1st	-	-	-	-	-	-	-
Interest	Dec 1st	84.14	182.08	0.27	12.07	4.20	26.05	308.82
Subtotal		590,740.20	1,278,386.15	1,927.21	84,735.49	29,514.06	182,888.22	2,168,191.33
Totals for 1st quarter								
Balance forward		590,460.92	1,277,781.78	1,926.30	84,695.43	29,500.11	182,801.76	2,167,166.30
Purchase	Tot 1st	-	-	-	-	-	-	-
Sale	Tot 1st	-	-	-	-	-	-	-
Amort	Tot 1st	-	-	-	-	-	-	-
Market Value	Tot 1st	-	-	-	-	-	-	-
Interest	Tot 1st	279.28	604.37	0.91	40.06	13.95	86.46	1,025.03
Subtotal		590,740.20	1,278,386.15	1,927.21	84,735.49	29,514.06	182,888.22	2,168,191.31
2nd Quarter								
Balance forward		590,740.20	1,278,386.15	1,927.21	84,735.49	29,514.06	182,888.22	2,168,191.31
		27.25%	58.96%	0.09%	3.91%	1.36%	8.44%	
Purchase	Jan 2nd	-	-	-	-	-	-	-
Sale	Jan 2nd	-	-	-	-	-	-	-
Amort	Jan 2nd	-	-	-	-	-	-	-
Market Value	Jan 2nd	-	-	-	-	-	-	-
Interest	Jan 2nd	79.62	172.30	0.26	11.42	3.98	24.65	292.22
Subtotal		590,819.81	1,278,558.44	1,927.47	84,746.91	29,518.04	182,912.87	2,168,483.53
		27.25%	58.96%	0.09%	3.91%	1.36%	8.44%	
Purchase	Feb 2nd	-	-	-	-	-	-	-
Sale	Feb 2nd	-	-	-	-	-	-	-
Amort	Feb 2nd	-	-	-	-	-	-	-
Market Value	Feb 2nd	-	-	-	-	-	-	-
Interest	Feb 2nd	66.65	144.24	0.22	9.56	3.33	20.63	244.63
Subtotal		590,886.47	1,278,702.68	1,927.69	84,756.47	29,521.37	182,933.51	2,168,728.16
		27.25%	58.96%	0.09%	3.91%	1.36%	8.44%	
Purchase	Mar 2nd	-	-	-	-	-	-	-
Sale	Mar 2nd	-	-	-	-	-	-	-
Amort	Mar 2nd	-	-	-	-	-	-	-
Market Value	Mar 2nd	-	-	-	-	-	-	-
Interest	Mar 2nd	73.33	158.70	0.24	10.52	3.66	22.70	269.16
Subtotal		590,959.80	1,278,861.38	1,927.93	84,766.99	29,525.03	182,956.21	2,168,997.32
Totals for 2nd quarter								
Balance forward		590,740.20	1,278,386.15	1,927.21	84,735.49	29,514.06	182,888.22	2,168,191.31
Purchase	Tot 2nd	-	-	-	-	-	-	-
Sale	Tot 2nd	-	-	-	-	-	-	-
Amort	Tot 2nd	-	-	-	-	-	-	-
Market Value	Tot 2nd	-	-	-	-	-	-	-
Interest	Tot 2nd	219.60	475.23	0.72	31.50	10.97	67.99	806.01
Subtotal		590,959.80	1,278,861.38	1,927.93	84,766.99	29,525.03	182,956.21	2,168,997.33

Texpool 12640-00001		01 General	02 Utility	03 Utility - Restricted	05 Equip Replacement	10 Hotel/Motel	15 Debt Service	Total
3rd Quarter								
Balance forward		590,959.80	1,278,861.38	1,927.93	84,766.99	29,525.03	182,956.21	2,168,997.33
		27.25%	58.96%	0.09%	3.91%	1.36%	8.44%	
Purchase	Apr 3rd	-	-	-	-	-	-	-
Sale	Apr 3rd	-	-	-	-	-	-	-
Amort	Apr 3rd	-	-	-	-	-	-	-
Market Value	Apr 3rd	-	-	-	-	-	-	-
Interest	Apr 3rd	54.51	117.96	0.18	7.82	2.72	16.88	200.07
Subtotal		591,014.31	1,278,979.34	1,928.11	84,774.81	29,527.76	182,973.09	2,169,197.40
		27.25%	58.96%	0.09%	3.91%	1.36%	8.44%	
Purchase	May 3rd	-	-	-	-	-	-	-
Sale	May 3rd	-	-	-	-	-	-	-
Amort	May 3rd	-	-	-	-	-	-	-
Market Value	May 3rd	-	-	-	-	-	-	-
Interest	May 3rd	42.05	90.99	0.14	6.03	2.10	13.02	154.33
Subtotal		591,056.36	1,279,070.35	1,928.24	84,780.84	29,529.86	182,986.10	2,169,351.73
		27.25%	58.96%	0.09%	3.91%	1.36%	8.44%	
Purchase	Jun 3rd	-	-	-	-	-	-	-
Sale	Jun 3rd	-	-	-	-	-	-	-
Amort	Jun 3rd	-	-	-	-	-	-	-
Market Value	Jun 3rd	-	-	-	-	-	-	-
Interest	Jun 3rd	38.54	83.40	0.13	5.53	1.93	11.93	141.45
Subtotal		591,094.90	1,279,153.76	1,928.37	84,786.37	29,531.78	182,998.03	2,169,493.18
Totals for 3rd quarter								
Balance forward		590,959.80	1,278,861.38	1,927.93	84,766.99	29,525.03	182,956.21	2,168,997.33
Purchase	Tot 3rd	-	-	-	-	-	-	-
Sale	Tot 3rd	-	-	-	-	-	-	-
Amort	Tot 3rd	-	-	-	-	-	-	-
Market Value	Tot 3rd	-	-	-	-	-	-	-
Interest	Tot 3rd	135.10	292.36	0.44	19.38	6.75	41.83	495.85
Subtotal		591,094.90	1,279,153.74	1,928.37	84,786.37	29,531.78	182,998.03	2,169,493.18
4th Quarter								
Balance forward		591,094.90	1,279,153.74	1,928.37	84,786.37	29,531.78	182,998.03	2,169,493.18
		27.25%	58.96%	0.09%	3.91%	1.36%	8.44%	
Purchase	Jul 4th	-	-	-	-	-	-	-
Sale	Jul 4th	-	-	-	-	-	-	-
Amort	Jul 4th	-	-	-	-	-	-	-
Market Value	Jul 4th	-	-	-	-	-	-	-
Interest	Jul 4th	-	-	-	-	-	-	-
Subtotal		591,094.90	1,279,153.75	1,928.37	84,786.37	29,531.78	182,998.03	2,169,493.19
		27.25%	58.96%	0.09%	3.91%	1.36%	8.44%	
Purchase	Aug 4th	-	-	-	-	-	-	-
Sale	Aug 4th	-	-	-	-	-	-	-
Amort	Aug 4th	-	-	-	-	-	-	-
Market Value	Aug 4th	-	-	-	-	-	-	-
Interest	Aug 4th	-	-	-	-	-	-	-
Subtotal		591,094.90	1,279,153.75	1,928.37	84,786.37	29,531.78	182,998.03	2,169,493.19
		27.25%	58.96%	0.09%	3.91%	1.36%	8.44%	
Purchase	Sep 4th	-	-	-	-	-	-	-
Sale	Sep 4th	-	-	-	-	-	-	-
Amort	Sep 4th	-	-	-	-	-	-	-
Market Value	Sep 4th	-	-	-	-	-	-	-
Interest	Sep 4th	-	-	-	-	-	-	-
Subtotal		591,094.90	1,279,153.75	1,928.37	84,786.37	29,531.78	182,998.03	2,169,493.19
Totals for 4th quarter								
Balance forward		591,094.90	1,279,153.74	1,928.37	84,786.37	29,531.78	182,998.03	2,169,493.18
Purchase	Tot 4th	-	-	-	-	-	-	-
Sale	Tot 4th	-	-	-	-	-	-	-
Amort	Tot 4th	-	-	-	-	-	-	-
Market Value	Tot 4th	-	-	-	-	-	-	-
Interest	Tot 4th	-	-	-	-	-	-	-
Subtotal		591,094.90	1,279,153.74	1,928.37	84,786.37	29,531.78	182,998.03	2,169,493.18
Fiscal Year to Date								
Balance forward		590,460.92	1,277,781.78	1,926.30	84,695.43	29,500.11	182,801.76	2,167,166.30
Purchase	Tot YTD	-	-	-	-	-	-	-
Sale	Tot YTD	-	-	-	-	-	-	-
Amort	Tot YTD	-	-	-	-	-	-	-
Market Value	Tot YTD	-	-	-	-	-	-	-
Interest	Tot YTD	633.98	1,371.96	2.07	90.94	31.67	196.27	2,326.89
Subtotal		591,094.90	1,279,153.74	1,928.37	84,786.37	29,531.78	182,998.03	2,169,493.19

Texpool 12640-00002		01 General	45 Cert of Obligation	Total
1st Quarter				
Balance forward		-	902,259.99	902,259.99
		0.00%	100.00%	
Purchase	Oct 1st	-	-	-
Sale	Oct 1st	-	-	-
Amort	Oct 1st	-	-	-
Market Value	Oct 1st	-	-	-
Interest	Oct 1st	-	155.98	155.98
Subtotal		-	902,415.97	902,415.97
		0.00%	100.00%	
Purchase	Nov 1st	-	-	-
Sale	Nov 1st	-	-	-
Amort	Nov 1st	-	-	-
Market Value	Nov 1st	-	-	-
Interest	Nov 1st	-	142.17	142.17
Subtotal		-	902,558.14	902,558.14
		0.00%	100.00%	
Purchase	Dec 1st	-	-	-
Sale	Dec 1st	-	-	-
Amort	Dec 1st	-	-	-
Market Value	Dec 1st	-	-	-
Interest	Dec 1st	-	128.57	128.57
Subtotal		-	902,686.71	902,686.71
Totals for 1st quarter				
Balance forward		-	902,259.99	902,259.99
Purchase	Tot 1st	-	-	-
Sale	Tot 1st	-	-	-
Amort	Tot 1st	-	-	-
Market Value	Tot 1st	-	-	-
Interest	Tot 1st	-	426.72	426.72
Subtotal		-	902,686.71	902,686.71
2nd Quarter				
Balance forward		-	902,686.71	902,686.71
		0.00%	100.00%	
Purchase	Jan 2nd	-	-	-
Sale	Jan 2nd	-	-	-
Amort	Jan 2nd	-	-	-
Market Value	Jan 2nd	-	-	-
Interest	Jan 2nd	-	121.70	121.70
Subtotal		-	902,808.41	902,808.41
		0.00%	100.00%	
Purchase	Feb 2nd	-	-	-
Sale	Feb 2nd	-	-	-
Amort	Feb 2nd	-	-	-
Market Value	Feb 2nd	-	-	-
Interest	Feb 2nd	-	101.81	101.81
Subtotal		-	902,910.22	902,910.22
		0.00%	100.00%	
Purchase	Mar 2nd	-	-	-
Sale	Mar 2nd	-	-	-
Amort	Mar 2nd	-	-	-
Market Value	Mar 2nd	-	-	-
Interest	Mar 2nd	-	112.09	112.09
Subtotal		-	903,022.31	903,022.31
Totals for 2nd quarter				
Balance forward		-	902,686.71	902,686.71
Purchase	Tot 2nd	-	-	-
Sale	Tot 2nd	-	-	-
Amort	Tot 2nd	-	-	-
Market Value	Tot 2nd	-	-	-
Interest	Tot 2nd	-	335.60	335.60
Subtotal		-	903,022.31	903,022.31

Texpool 12640-00002			01 General	45 Cert of Obligation	Total
3rd Quarter					
Balance forward			-	903,022.31	903,022.31
			0.00%	100.00%	
Purchase	Apr	3rd	-	-	-
Sale	Apr	3rd	-	-	-
Amort	Apr	3rd	-	-	-
Market Value	Apr	3rd	-	-	-
Interest	Apr	3rd	-	83.29	83.29
Subtotal			-	903,105.60	903,105.60
			0.00%	100.00%	
Purchase	May	3rd	-	-	-
Sale	May	3rd	-	-	-
Amort	May	3rd	-	-	-
Market Value	May	3rd	-	-	-
Interest	May	3rd	-	64.25	64.25
Subtotal			-	903,169.85	903,169.85
			0.00%	100.00%	
Purchase	Jun	3rd	-	-	-
Sale	Jun	3rd	-	-	-
Amort	Jun	3rd	-	-	-
Market Value	Jun	3rd	-	-	-
Interest	Jun	3rd	-	58.93	58.93
Subtotal			-	903,228.78	903,228.78
Totals for 3rd quarter					
Balance forward			-	903,022.31	903,022.31
Purchase	Tot	3rd	-	-	-
Sale	Tot	3rd	-	-	-
Amort	Tot	3rd	-	-	-
Market Value	Tot	3rd	-	-	-
Interest	Tot	3rd	-	206.47	206.47
Subtotal			-	903,228.78	903,228.78
4th Quarter					
Balance forward			-	903,228.78	903,228.78
			0.00%	100.00%	
Purchase	Jul	4th	-	-	-
Sale	Jul	4th	-	-	-
Amort	Jul	4th	-	-	-
Market Value	Jul	4th	-	-	-
Interest	Jul	4th	-	-	-
Subtotal			-	903,228.78	903,228.78
			0.00%	100.00%	
Purchase	Aug	4th	-	-	-
Sale	Aug	4th	-	-	-
Amort	Aug	4th	-	-	-
Market Value	Aug	4th	-	-	-
Interest	Aug	4th	-	-	-
Subtotal			-	903,228.78	903,228.78
			0.00%	100.00%	
Purchase	Sep	4th	-	-	-
Sale	Sep	4th	-	-	-
Amort	Sep	4th	-	-	-
Market Value	Sep	4th	-	-	-
Interest	Sep	4th	-	-	-
Subtotal			-	903,228.78	903,228.78
Totals for 4th quarter					
Balance forward			-	903,228.78	903,228.78
Purchase	Tot	4th	-	-	-
Sale	Tot	4th	-	-	-
Amort	Tot	4th	-	-	-
Market Value	Tot	4th	-	-	-
Interest	Tot	4th	-	-	-
Subtotal			-	903,228.78	903,228.78
Fiscal Year to Date					
Balance forward			-	902,259.99	902,259.99
Purchase	Tot	YTD	-	-	-
Sale	Tot	YTD	-	-	-
Amort	Tot	YTD	-	-	-
Market Value	Tot	YTD	-	-	-
Interest	Tot	YTD	-	968.79	968.79
Subtotal			-	903,228.78	903,228.78

Texpool		46	
12640-0003		Cap Proj. 07	Total
1st Quarter			
Balance forward		3,450,320.98	3,450,320.98
		100.00%	
Purchase	Oct 1st	-	-
Sale	Oct 1st	-	-
Amort	Oct 1st	-	-
Market Value	Oct 1st	-	-
Interest	Oct 1st	596.58	596.58
Subtotal		3,450,917.56	3,450,917.56
		100.00%	
Purchase	Nov 1st	-	-
Sale	Nov 1st	-	-
Amort	Nov 1st	-	-
Market Value	Nov 1st	-	-
Interest	Nov 1st	543.74	543.74
Subtotal		3,451,461.30	3,451,461.30
		100.00%	
Purchase	Dec 1st	-	-
Sale	Dec 1st	-	-
Amort	Dec 1st	-	-
Market Value	Dec 1st	-	-
Interest	Dec 1st	491.69	491.69
Subtotal		3,451,952.99	3,451,952.99
Totals for 1st quarter			
Balance forward		3,450,320.98	3,450,320.98
Purchase	Tot 1st	-	-
Sale	Tot 1st	-	-
Amort	Tot 1st	-	-
Market Value	Tot 1st	-	-
Interest	Tot 1st	1,632.01	1,632.01
Subtotal		3,451,952.99	3,451,952.99
2nd Quarter			
Balance forward		3,451,952.99	3,451,952.99
		100.00%	
Purchase	Jan 2nd	-	-
Sale	Jan 2nd	-	-
Amort	Jan 2nd	-	-
Market Value	Jan 2nd	-	-
Interest	Jan 2nd	465.23	465.23
Subtotal		3,452,418.22	3,452,418.22
		100.00%	
Purchase	Feb 2nd	-	-
Sale	Feb 2nd	-	-
Amort	Feb 2nd	-	-
Market Value	Feb 2nd	-	-
Interest	Feb 2nd	389.45	389.45
Subtotal		3,452,807.67	3,452,807.67
		100.00%	
Purchase	Mar 2nd	-	-
Sale	Mar 2nd	-	-
Amort	Mar 2nd	-	-
Market Value	Mar 2nd	-	-
Interest	Mar 2nd	428.54	428.54
Subtotal		3,453,236.21	3,453,236.21
Totals for 2nd quarter			
Balance forward		3,451,952.99	3,451,952.99
Purchase	Tot 2nd	-	-
Sale	Tot 2nd	-	-
Amort	Tot 2nd	-	-
Market Value	Tot 2nd	-	-
Interest	Tot 2nd	1,283.22	1,283.22
Subtotal		3,453,236.21	3,453,236.21

Texpool			46	
12640-0003			Cap Proj 07	Total
3rd Quarter				
Balance forward			3,453,236.21	3,453,236.21
			100.00%	
Purchase	Apr	3rd	-	-
Sale	Apr	3rd	-	-
Amort	Apr	3rd	-	-
Market Value	Apr	3rd	-	-
Interest	Apr	3rd	318.52	318.52
Subtotal			3,453,554.73	3,453,554.73
			100.00%	
Purchase	May	3rd	-	-
Sale	May	3rd	-	-
Amort	May	3rd	-	-
Market Value	May	3rd	-	-
Interest	May	3rd	245.68	245.68
Subtotal			3,453,800.41	3,453,800.41
			100.00%	
Purchase	Jun	3rd	-	-
Sale	Jun	3rd	-	-
Amort	Jun	3rd	-	-
Market Value	Jun	3rd	-	-
Interest	Jun	3rd	225.18	225.18
Subtotal			3,454,025.59	3,454,025.59
Totals for 3rd quarter				
Balance forward			3,453,236.21	3,453,236.21
Purchase	Tot	3rd	-	-
Sale	Tot	3rd	-	-
Amort	Tot	3rd	-	-
Market Value	Tot	3rd	-	-
Interest	Tot	3rd	789.38	789.38
Subtotal			3,454,025.59	3,454,025.59
4th Quarter				
Balance forward			3,454,025.59	3,454,025.59
			100.00%	
Purchase	Jul	4th	-	-
Sale	Jul	4th	-	-
Amort	Jul	4th	-	-
Market Value	Jul	4th	-	-
Interest	Jul	4th	-	-
Subtotal			3,454,025.59	3,454,025.59
			100.00%	
Purchase	Aug	4th	-	-
Sale	Aug	4th	-	-
Amort	Aug	4th	-	-
Market Value	Aug	4th	-	-
Interest	Aug	4th	-	-
Subtotal			3,454,025.59	3,454,025.59
			100.00%	
Purchase	Sep	4th	-	-
Sale	Sep	4th	-	-
Amort	Sep	4th	-	-
Market Value	Sep	4th	-	-
Interest	Sep	4th	-	-
Subtotal			3,454,025.59	3,454,025.59
Totals for 4th quarter				
Balance forward			3,454,025.59	3,454,025.59
Purchase	Tot	4th	-	-
Sale	Tot	4th	-	-
Amort	Tot	4th	-	-
Market Value	Tot	4th	-	-
Interest	Tot	4th	-	-
Subtotal			3,454,025.59	3,454,025.59
Fiscal Year to Date				
Balance forward			3,450,320.98	3,450,320.98
Purchase	Tot	YTD	-	-
Sale	Tot	YTD	-	-
Amort	Tot	YTD	-	-
Market Value	Tot	YTD	-	-
Interest	Tot	YTD	3,704.61	3,704.61
Subtotal			3,454,025.59	3,454,025.59

Texpool		19	
84830-0001		EDC General	Total
1st Quarter			
Balance forward		1,982,307.89	1,982,307.89
		100.00%	
Purchase	Oct 1st	-	-
Sale	Oct 1st	-	-
Amort	Oct 1st	-	-
Market Value	Oct 1st	-	-
Interest	Oct 1st	342.73	342.73
Subtotal		1,982,650.62	1,982,650.62
		100.00%	
Purchase	Nov 1st	-	-
Sale	Nov 1st	-	-
Amort	Nov 1st	-	-
Market Value	Nov 1st	-	-
Interest	Nov 1st	312.40	312.40
Subtotal		1,982,963.02	1,982,963.02
		100.00%	
Purchase	Dec 1st	-	-
Sale	Dec 1st	-	-
Amort	Dec 1st	-	-
Market Value	Dec 1st	-	-
Interest	Dec 1st	282.50	282.50
Subtotal		1,983,245.52	1,983,245.52
Totals for 1st quarter			
Balance forward		1,982,307.89	1,982,307.89
Purchase	Tot 1st	-	-
Sale	Tot 1st	-	-
Amort	Tot 1st	-	-
Market Value	Tot 1st	-	-
Interest	Tot 1st	937.63	937.63
Subtotal		1,983,245.52	1,983,245.52
2nd Quarter			
Balance forward		1,983,245.52	1,983,245.52
		100.00%	
Purchase	Jan 2nd	-	-
Sale	Jan 2nd	-	-
Amort	Jan 2nd	-	-
Market Value	Jan 2nd	-	-
Interest	Jan 2nd	267.27	267.27
Subtotal		1,983,512.79	1,983,512.79
		100.00%	
Purchase	Feb 2nd	-	-
Sale	Feb 2nd	-	-
Amort	Feb 2nd	-	-
Market Value	Feb 2nd	-	-
Interest	Feb 2nd	223.74	223.74
Subtotal		1,983,736.53	1,983,736.53
		100.00%	
Purchase	Mar 2nd	-	-
Sale	Mar 2nd	-	-
Amort	Mar 2nd	-	-
Market Value	Mar 2nd	-	-
Interest	Mar 2nd	246.19	246.19
Subtotal		1,983,982.72	1,983,982.72
Totals for 2nd quarter			
Balance forward		1,983,245.52	1,983,245.52
Purchase	Tot 2nd	-	-
Sale	Tot 2nd	-	-
Amort	Tot 2nd	-	-
Market Value	Tot 2nd	-	-
Interest	Tot 2nd	737.20	737.20
Subtotal		1,983,982.72	1,983,982.72

Texpool		19	
84830-0001		EDC General	Total
3rd Quarter			
Balance forward		1,983,982.72	1,983,982.72
		100.00%	
Purchase	Apr 3rd	-	-
Sale	Apr 3rd	-	-
Amort	Apr 3rd	-	-
Market Value	Apr 3rd	-	-
Interest	Apr 3rd	182.98	182.98
Subtotal		1,984,165.70	1,984,165.70
		100.00%	
Purchase	May 3rd	-	-
Sale	May 3rd	-	-
Amort	May 3rd	-	-
Market Value	May 3rd	-	-
Interest	May 3rd	141.17	141.17
Subtotal		1,984,306.87	1,984,306.87
		100.00%	
Purchase	Jun 3rd	-	-
Sale	Jun 3rd	-	-
Amort	Jun 3rd	-	-
Market Value	Jun 3rd	-	-
Interest	Jun 3rd	129.38	129.38
Subtotal		1,984,436.25	1,984,436.25
Totals for 3rd quarter			
Balance forward		1,983,982.72	1,983,982.72
Purchase	Tot 3rd	-	-
Sale	Tot 3rd	-	-
Amort	Tot 3rd	-	-
Market Value	Tot 3rd	-	-
Interest	Tot 3rd	453.53	453.53
Subtotal		1,984,436.25	1,984,436.25
4th Quarter			
Balance forward		1,984,436.25	1,984,436.25
		100.00%	
Purchase	Jul 4th	-	-
Sale	Jul 4th	-	-
Amort	Jul 4th	-	-
Market Value	Jul 4th	-	-
Interest	Jul 4th	-	-
Subtotal		1,984,436.25	1,984,436.25
		100.00%	
Purchase	Aug 4th	-	-
Sale	Aug 4th	-	-
Amort	Aug 4th	-	-
Market Value	Aug 4th	-	-
Interest	Aug 4th	-	-
Subtotal		1,984,436.25	1,984,436.25
		100.00%	
Purchase	Sep 4th	-	-
Sale	Sep 4th	-	-
Amort	Sep 4th	-	-
Market Value	Sep 4th	-	-
Interest	Sep 4th	-	-
Subtotal		1,984,436.25	1,984,436.25
Totals for 4th quarter			
Balance forward		1,984,436.25	1,984,436.25
Purchase	Tot 4th	-	-
Sale	Tot 4th	-	-
Amort	Tot 4th	-	-
Market Value	Tot 4th	-	-
Interest	Tot 4th	-	-
Subtotal		1,984,436.25	1,984,436.25
Fiscal Year to Date			
Balance forward		1,982,307.89	1,982,307.89
Purchase	Tot YTD	-	-
Sale	Tot YTD	-	-
Amort	Tot YTD	-	-
Market Value	Tot YTD	-	-
Interest	Tot YTD	2,128.36	2,128.36
Subtotal		1,984,436.25	1,984,436.25

ICT 6540001279		01 General	02 Utility	03 Utility - Restricted	05 Equip Replacement	15 Debt Service	19 EDC General	Total
		01-1004	02-1008	14.44% 03-1003 12.43% 03-1005	05-1004	15-1004	19-1004	
1st Quarter								
Balance forward		-	459,614.88	1,755.22	111,181.12	-	244.42	572,795.64
		0.00%	80.24%	0.31%	19.41%	0.00%	0.04%	
Purchase	Oct 1st	-	-	-	-	-	-	-
Sale	Oct 1st	-	-	-	-	-	-	-
Amort	Oct 1st	-	-	-	-	-	-	-
Market Value	Oct 1st	-	-	-	-	-	-	-
Interest	Oct 1st	-	18.98	0.07	4.59	-	0.01	23.66
Subtotal		-	459,633.86	1,755.29	111,185.71	-	244.43	572,819.30
		0.00%	80.24%	0.31%	19.41%	0.00%	0.04%	
Purchase	Nov 1st	-	-	-	-	-	-	-
Sale	Nov 1st	-	-	-	-	-	-	-
Amort	Nov 1st	-	-	-	-	-	-	-
Market Value	Nov 1st	-	-	-	-	-	-	-
Interest	Nov 1st	-	6.76	0.03	1.64	-	0.00	8.43
Subtotal		-	459,640.63	1,755.32	111,187.35	-	244.43	572,827.73
		0.00%	80.24%	0.31%	19.41%	0.00%	0.04%	
Purchase	Dec 1st	-	-	-	-	-	-	-
Sale	Dec 1st	-	-	-	-	-	-	-
Amort	Dec 1st	-	-	-	-	-	-	-
Market Value	Dec 1st	-	-	-	-	-	-	-
Interest	Dec 1st	-	17.01	0.06	4.11	-	0.01	21.20
Subtotal		-	459,657.64	1,755.38	111,191.46	-	244.44	572,848.93
Totals for 1st quarter								
Balance forward		-	459,614.88	1,755.22	111,181.12	-	244.42	572,795.64
Purchase	Tot 1st	-	-	-	-	-	-	-
Sale	Tot 1st	-	-	-	-	-	-	-
Amort	Tot 1st	-	-	-	-	-	-	-
Market Value	Tot 1st	-	-	-	-	-	-	-
Interest	Tot 1st	-	42.76	0.16	10.34	-	0.02	53.29
Subtotal		-	459,657.64	1,755.38	111,191.46	-	244.44	572,848.93
2nd Quarter								
Balance forward		-	459,657.64	1,755.38	111,191.46	-	244.44	572,848.93
		0.00%	80.24%	0.31%	19.41%	0.00%	0.04%	
Purchase	Jan 2nd	-	-	-	-	-	-	-
Sale	Jan 2nd	-	-	-	-	-	-	-
Amort	Jan 2nd	-	-	-	-	-	-	-
Market Value	Jan 2nd	-	-	-	-	-	-	-
Interest	Jan 2nd	-	26.60	0.10	6.43	-	0.01	33.15
Subtotal		-	459,684.24	1,755.48	111,197.90	-	244.46	572,882.08
		0.00%	80.24%	0.31%	19.41%	0.00%	0.04%	
Purchase	Feb 2nd	-	-	-	-	-	-	-
Sale	Feb 2nd	-	-	-	-	-	-	-
Amort	Feb 2nd	-	-	-	-	-	-	-
Market Value	Feb 2nd	-	-	-	-	-	-	-
Interest	Feb 2nd	-	24.71	0.09	5.98	-	0.01	30.80
Subtotal		-	459,708.95	1,755.58	111,203.88	-	244.47	572,912.88
		0.00%	80.24%	0.31%	19.41%	0.00%	0.04%	
Purchase	Mar 2nd	-	-	-	-	-	-	-
Sale	Mar 2nd	-	-	-	-	-	-	-
Amort	Mar 2nd	-	-	-	-	-	-	-
Market Value	Mar 2nd	-	-	-	-	-	-	-
Interest	Mar 2nd	-	27.36	0.10	6.62	-	0.01	34.10
Subtotal		-	459,736.32	1,755.67	111,210.50	-	244.48	572,946.98
Totals for 2nd quarter								
Balance forward		-	459,657.64	1,755.38	111,191.46	-	244.44	572,848.93
Purchase	Tot 2nd	-	-	-	-	-	-	-
Sale	Tot 2nd	-	-	-	-	-	-	-
Amort	Tot 2nd	-	-	-	-	-	-	-
Market Value	Tot 2nd	-	-	-	-	-	-	-
Interest	Tot 2nd	-	78.68	0.30	19.03	-	0.04	98.05
Subtotal		-	459,736.32	1,755.68	111,210.50	-	244.48	572,946.98

ICT 6540001279			01 General	02 Utility	03 Utility - Restricted	05 Equip Replacement	15 Debt Service	19 EDC General	Total
3rd Quarter									
Balance forward			-	459,736.32	1,755.68	111,210.50	-	244.48	572,946.98
			0.00%	80.24%	0.31%	19.41%	0.00%	0.04%	
Purchase	Apr	3rd	-	-	-	-	-	-	-
Sale	Apr	3rd	-	-	-	-	-	-	-
Amort	Apr	3rd	-	-	-	-	-	-	-
Market Value	Apr	3rd	-	-	-	-	-	-	-
Interest	Apr	3rd	-	27.18	0.10	6.57	-	0.01	33.87
Subtotal			-	459,763.49	1,755.79	111,217.06	-	244.50	572,980.85
			0.00%	80.24%	0.31%	19.41%	0.00%	0.04%	
Purchase	May	3rd	-	-	-	-	-	-	-
Sale	May	3rd	-	-	-	-	-	-	-
Amort	May	3rd	-	-	-	-	-	-	-
Market Value	May	3rd	-	-	-	-	-	-	-
Interest	May	3rd	-	26.21	0.10	6.34	-	0.01	32.67
Subtotal			-	459,789.71	1,755.89	111,223.40	-	244.51	573,013.52
			0.00%	80.24%	0.31%	19.41%	0.00%	0.04%	
Purchase	Jun	3rd	-	-	-	-	-	-	-
Sale	Jun	3rd	-	-	-	-	-	-	-
Amort	Jun	3rd	-	-	-	-	-	-	-
Market Value	Jun	3rd	-	-	-	-	-	-	-
Interest	Jun	3rd	-	18.98	0.07	4.59	-	0.01	23.66
Subtotal			-	459,808.69	1,755.96	111,227.99	-	244.52	573,037.18
Totals for 3rd quarter									
Balance forward			-	459,736.32	1,755.68	111,210.50	-	244.48	572,946.98
Purchase	Tot	3rd	-	-	-	-	-	-	-
Sale	Tot	3rd	-	-	-	-	-	-	-
Amort	Tot	3rd	-	-	-	-	-	-	-
Market Value	Tot	3rd	-	-	-	-	-	-	-
Interest	Tot	3rd	-	72.38	0.28	17.51	-	0.04	90.20
Subtotal			-	459,808.69	1,755.96	111,227.99	-	244.52	573,037.17
4th Quarter									
Balance forward			-	459,808.69	1,755.96	111,227.99	-	244.52	573,037.17
			0.00%	80.24%	0.31%	19.41%	0.00%	0.04%	
Purchase	Jul	4th	-	-	-	-	-	-	-
Sale	Jul	4th	-	-	-	-	-	-	-
Amort	Jul	4th	-	-	-	-	-	-	-
Market Value	Jul	4th	-	-	-	-	-	-	-
Interest	Jul	4th	-	-	-	-	-	-	-
Subtotal			-	459,808.69	1,755.96	111,227.99	-	244.52	573,037.17
			0.00%	80.24%	0.31%	19.41%	0.00%	0.04%	
Purchase	Aug	4th	-	-	-	-	-	-	-
Sale	Aug	4th	-	-	-	-	-	-	-
Amort	Aug	4th	-	-	-	-	-	-	-
Market Value	Aug	4th	-	-	-	-	-	-	-
Interest	Aug	4th	-	-	-	-	-	-	-
Subtotal			-	459,808.69	1,755.96	111,227.99	-	244.52	573,037.17
			0.00%	80.24%	0.31%	19.41%	0.00%	0.04%	
Purchase	Sep	4th	-	-	-	-	-	-	-
Sale	Sep	4th	-	-	-	-	-	-	-
Amort	Sep	4th	-	-	-	-	-	-	-
Market Value	Sep	4th	-	-	-	-	-	-	-
Interest	Sep	4th	-	-	-	-	-	-	-
Subtotal			-	459,808.69	1,755.96	111,227.99	-	244.52	573,037.17
Totals for 4th quarter									
Balance forward			-	459,808.69	1,755.96	111,227.99	-	244.52	573,037.17
Purchase	Tot	4th	-	-	-	-	-	-	-
Sale	Tot	4th	-	-	-	-	-	-	-
Amort	Tot	4th	-	-	-	-	-	-	-
Market Value	Tot	4th	-	-	-	-	-	-	-
Interest	Tot	4th	-	-	-	-	-	-	-
Subtotal			-	459,808.69	1,755.96	111,227.99	-	244.52	573,037.17
Fiscal Year to Date									
Balance forward			-	459,614.88	1,755.22	111,181.12	-	244.42	572,795.64
Purchase	Tot	YTD	-	-	-	-	-	-	-
Sale	Tot	YTD	-	-	-	-	-	-	-
Amort	Tot	YTD	-	-	-	-	-	-	-
Market Value	Tot	YTD	-	-	-	-	-	-	-
Interest	Tot	YTD	-	193.81	0.74	46.88	-	0.10	241.54
Subtotal			-	459,808.69	1,755.96	111,228.00	-	244.52	573,037.18

ICT 6540001312			40 1998 TWDB	Total
1st Quarter				
Balance forward			155,172.26	155,172.26
			100.00%	
Purchase	Oct	1st	-	-
Sale	Oct	1st	-	-
Amort	Oct	1st	-	-
Market Value	Oct	1st	-	-
Interest	Oct	1st	6.40	6.40
Subtotal			155,178.66	155,178.66
			100.00%	
Purchase	Nov	1st	-	-
Sale	Nov	1st	-	-
Amort	Nov	1st	-	-
Market Value	Nov	1st	-	-
Interest	Nov	1st	2.29	2.29
Subtotal			155,180.95	155,180.95
			100.00%	
Purchase	Dec	1st	-	-
Sale	Dec	1st	-	-
Amort	Dec	1st	-	-
Market Value	Dec	1st	-	-
Interest	Dec	1st	5.74	5.74
Subtotal			155,186.69	155,186.69
Totals for 1st quarter				
Balance forward			155,172.26	155,172.26
Purchase	Tot	1st	-	-
Sale	Tot	1st	-	-
Amort	Tot	1st	-	-
Market Value	Tot	1st	-	-
Interest	Tot	1st	14.43	14.43
Subtotal			155,186.69	155,186.69
2nd Quarter				
Balance forward			155,186.69	155,186.69
			100.00%	
Purchase	Jan	2nd	-	-
Sale	Jan	2nd	-	-
Amort	Jan	2nd	-	-
Market Value	Jan	2nd	-	-
Interest	Jan	2nd	9.00	9.00
Subtotal			155,195.69	155,195.69
			100.00%	
Purchase	Feb	2nd	-	-
Sale	Feb	2nd	-	-
Amort	Feb	2nd	-	-
Market Value	Feb	2nd	-	-
Interest	Feb	2nd	8.36	8.36
Subtotal			155,204.05	155,204.05
			100.00%	
Purchase	Mar	2nd	-	-
Sale	Mar	2nd	-	-
Amort	Mar	2nd	-	-
Market Value	Mar	2nd	-	-
Interest	Mar	2nd	9.26	9.26
Subtotal			155,213.31	155,213.31
Totals for 2nd quarter				
Balance forward			155,186.69	155,186.69
Purchase	Tot	2nd	-	-
Sale	Tot	2nd	-	-
Amort	Tot	2nd	-	-
Market Value	Tot	2nd	-	-
Interest	Tot	2nd	26.62	26.62
Subtotal			155,213.31	155,213.31

ICT 6540001312			40 1998 TWDB	Total
3rd Quarter				
Balance forward			155,213.31	155,213.31
			100.00%	
Purchase	Apr	3rd	-	-
Sale	Apr	3rd	-	-
Amort	Apr	3rd	-	-
Market Value	Apr	3rd	-	-
Interest	Apr	3rd	9.20	9.20
Subtotal			155,222.51	155,222.51
			100.00%	
Purchase	May	3rd	-	-
Sale	May	3rd	-	-
Amort	May	3rd	-	-
Market Value	May	3rd	-	-
Interest	May	3rd	8.88	8.88
Subtotal			155,231.39	155,231.39
			100.00%	
Purchase	Jun	3rd	-	-
Sale	Jun	3rd	-	-
Amort	Jun	3rd	-	-
Market Value	Jun	3rd	-	-
Interest	Jun	3rd	6.34	6.34
Subtotal			155,237.73	155,237.73
Totals for 3rd quarter				
Balance forward			155,213.31	155,213.31
Purchase	Tot	3rd	-	-
Sale	Tot	3rd	-	-
Amort	Tot	3rd	-	-
Market Value	Tot	3rd	-	-
Interest	Tot	3rd	24.42	24.42
Subtotal			155,237.73	155,237.73
4th Quarter				
Balance forward			155,237.73	155,237.73
			100.00%	
Purchase	Jul	4th	-	-
Sale	Jul	4th	-	-
Amort	Jul	4th	-	-
Market Value	Jul	4th	-	-
Interest	Jul	4th	-	-
Subtotal			155,237.73	155,237.73
			100.00%	
Purchase	Aug	4th	-	-
Sale	Aug	4th	-	-
Amort	Aug	4th	-	-
Market Value	Aug	4th	-	-
Interest	Aug	4th	-	-
Subtotal			155,237.73	155,237.73
			100.00%	
Purchase	Sep	4th	-	-
Sale	Sep	4th	-	-
Amort	Sep	4th	-	-
Market Value	Sep	4th	-	-
Interest	Sep	4th	-	-
Subtotal			155,237.73	155,237.73
Totals for 4th quarter				
Balance forward			155,237.73	155,237.73
Purchase	Tot	4th	-	-
Sale	Tot	4th	-	-
Amort	Tot	4th	-	-
Market Value	Tot	4th	-	-
Interest	Tot	4th	-	-
Subtotal			155,237.73	155,237.73
Fiscal Year to Date				
Balance forward			155,172.26	155,172.26
Purchase	Tot	YTD	-	-
Sale	Tot	YTD	-	-
Amort	Tot	YTD	-	-
Market Value	Tot	YTD	-	-
Interest	Tot	YTD	65.47	65.47
Subtotal			155,237.73	155,237.73

Amegy Bank **C.D. 100880**			19 LMEDC General	Total
1st Quarter				
Balance forward			70,000.00	70,000.00
			100.00%	
Purchase	Oct	1st	(48.73)	(48.73)
Sale	Oct	1st	-	-
Amort	Oct	1st	-	-
Market Value	Oct	1st	-	-
Interest	Oct	1st	48.73	48.73
Subtotal			70,000.00	70,000.00
			100.00%	
Purchase	Nov	1st	(50.36)	(50.36)
Sale	Nov	1st	-	-
Amort	Nov	1st	-	-
Market Value	Nov	1st	-	-
Interest	Nov	1st	50.36	50.36
Subtotal			70,000.00	70,000.00
			100.00%	
Purchase	Dec	1st	(48.73)	(48.73)
Sale	Dec	1st	-	-
Amort	Dec	1st	-	-
Market Value	Dec	1st	-	-
Interest	Dec	1st	48.73	48.73
Subtotal			70,000.00	70,000.00
Totals for 1st quarter				
Balance forward			70,000.00	70,000.00
Purchase	Tot	1st	(147.82)	(147.82)
Sale	Tot	1st	-	-
Amort	Tot	1st	-	-
Market Value	Tot	1st	-	-
Interest	Tot	1st	147.82	147.82
Subtotal			70,000.00	70,000.00
2nd Quarter				
Balance forward			70,000.00	70,000.00
			100.00%	
Purchase	Jan	2nd	(50.35)	(50.35)
Sale	Jan	2nd	-	-
Amort	Jan	2nd	-	-
Market Value	Jan	2nd	-	-
Interest	Jan	2nd	50.35	50.35
Subtotal			70,000.00	70,000.00
			100.00%	
Purchase	Feb	2nd	(50.36)	(50.36)
Sale	Feb	2nd	-	-
Amort	Feb	2nd	-	-
Market Value	Feb	2nd	-	-
Interest	Feb	2nd	50.36	50.36
Subtotal			70,000.00	70,000.00
			100.00%	
Purchase	Mar	2nd	(45.48)	(45.48)
Sale	Mar	2nd	-	-
Amort	Mar	2nd	-	-
Market Value	Mar	2nd	-	-
Interest	Mar	2nd	45.48	45.48
Subtotal			70,000.00	70,000.00
Totals for 2nd quarter				
Balance forward			70,000.00	70,000.00
Purchase	Tot	2nd	(146.19)	(146.19)
Sale	Tot	2nd	-	-
Amort	Tot	2nd	-	-
Market Value	Tot	2nd	-	-
Interest	Tot	2nd	146.19	146.19
Subtotal			70,000.00	70,000.00

Amegy Bank C.D. 100880			19 LMEDC General	Total
3rd Quarter				
Balance forward			70,000.00	70,000.00
			100.00%	
Purchase	Apr	3rd	(50.36)	(50.36)
Sale	Apr	3rd	-	-
Amort	Apr	3rd	-	-
Market Value	Apr	3rd	-	-
Interest	Apr	3rd	50.36	50.36
Subtotal			70,000.00	70,000.00
			100.00%	
Purchase	May	3rd	(48.73)	(48.73)
Sale	May	3rd	-	-
Amort	May	3rd	-	-
Market Value	May	3rd	-	-
Interest	May	3rd	48.73	48.73
Subtotal			70,000.00	70,000.00
			100.00%	
Purchase	Jun	3rd	(50.36)	(50.36)
Sale	Jun	3rd	-	-
Amort	Jun	3rd	-	-
Market Value	Jun	3rd	-	-
Interest	Jun	3rd	50.36	50.36
Subtotal			70,000.00	70,000.00
Totals for 3rd quarter				
Balance forward			70,000.00	70,000.00
Purchase	Tot	3rd	(149.45)	(149.45)
Sale	Tot	3rd	-	-
Amort	Tot	3rd	-	-
Market Value	Tot	3rd	-	-
Interest	Tot	3rd	149.45	-
Subtotal			70,000.00	69,850.55
4th Quarter				
Balance forward			70,000.00	69,850.55
			100.00%	
Purchase	Jul	4th	-	-
Sale	Jul	4th	-	-
Amort	Jul	4th	-	-
Market Value	Jul	4th	-	-
Interest	Jul	4th	-	-
Subtotal			70,000.00	69,850.55
			100.00%	
Purchase	Aug	4th	-	-
Sale	Aug	4th	-	-
Amort	Aug	4th	-	-
Market Value	Aug	4th	-	-
Interest	Aug	4th	-	-
Subtotal			70,000.00	69,850.55
			100.21%	
Purchase	Sep	4th	-	-
Sale	Sep	4th	-	-
Amort	Sep	4th	-	-
Market Value	Sep	4th	-	-
Interest	Sep	4th	-	-
Subtotal			70,000.00	69,850.55
Totals for 4th quarter				
Balance forward			70,000.00	69,850.55
Purchase	Tot	4th		-
Sale	Tot	4th	-	-
Amort	Tot	4th	-	-
Market Value	Tot	4th	-	-
Interest	Tot	4th	-	-
Subtotal			70,000.00	69,850.55
Fiscal Year to Date				
Balance forward			70,000.00	70,000.00
Purchase	Tot	YTD	(443.46)	(443.46)
Sale	Tot	YTD	-	-
Amort	Tot	YTD	-	-
Market Value	Tot	YTD	-	-
Interest	Tot	YTD	443.46	443.46
Subtotal			70,000.00	70,000.00

Logic 746012995-01		01 General	02 Utility	03 Utility - Restricted	05 Equip Replacement	10 Hotel/Motel	15 Debt Service	Total
		01-1004	02-1008	11.51% 03-1003	05-1004	10-1004	15-1004	
			02-3090	7.27% 03-1005		10-3216		
1st Quarter								
Balance forward		51,280.06	839,084.82	3,454.31	766,990.94	578,089.05	116,231.97	2,355,131.15
		2.18%	35.63%	0.15%	32.57%	24.55%	4.94%	
Purchase	Oct 1st	-	-	-	-	-	-	-
Sale	Oct 1st	-	-	-	-	-	-	-
Amort	Oct 1st	-	-	-	-	-	-	-
Market Value	Oct 1st	-	-	-	-	-	-	-
Interest	Oct 1st	9.99	163.49	0.67	149.44	112.63	22.65	458.87
Subtotal		51,290.05	839,248.31	3,454.98	767,140.38	578,201.68	116,254.62	2,355,590.02
		2.18%	35.63%	0.15%	32.57%	24.55%	4.94%	
Purchase	Nov 1st	-	-	-	-	-	-	-
Sale	Nov 1st	-	-	-	-	-	-	-
Amort	Nov 1st	-	-	-	-	-	-	-
Market Value	Nov 1st	-	-	-	-	-	-	-
Interest	Nov 1st	9.46	154.80	0.64	141.50	106.65	21.44	434.48
Subtotal		51,299.51	839,403.10	3,455.62	767,281.87	578,308.33	116,276.06	2,356,024.50
		2.18%	35.63%	0.15%	32.57%	24.55%	4.94%	
Purchase	Dec 1st	-	-	-	-	-	-	-
Sale	Dec 1st	-	-	-	-	-	-	-
Amort	Dec 1st	-	-	-	-	-	-	-
Market Value	Dec 1st	-	-	-	-	-	-	-
Interest	Dec 1st	9.32	152.43	0.63	139.34	105.02	21.12	427.85
Subtotal		51,308.83	839,555.54	3,456.25	767,421.20	578,413.35	116,297.17	2,356,452.35
Totals for 1st quarter								
Balance forward		51,280.06	839,084.82	3,454.31	766,990.94	578,089.05	116,231.97	2,355,131.15
Purchase	Tot 1st	-	-	-	-	-	-	-
Sale	Tot 1st	-	-	-	-	-	-	-
Amort	Tot 1st	-	-	-	-	-	-	-
Market Value	Tot 1st	-	-	-	-	-	-	-
Interest	Tot 1st	28.77	470.72	1.94	430.27	324.30	65.20	1,321.20
Subtotal		51,308.83	839,555.54	3,456.25	767,421.21	578,413.35	116,297.17	2,356,452.35
2nd Quarter								
Balance forward		51,308.83	839,555.54	3,456.25	767,421.21	578,413.35	116,297.17	2,356,452.35
		2.18%	35.63%	0.15%	32.57%	24.55%	4.94%	
Purchase	Jan 2nd	-	-	-	-	-	-	-
Sale	Jan 2nd	-	-	-	-	-	-	-
Amort	Jan 2nd	-	-	-	-	-	-	-
Market Value	Jan 2nd	-	-	-	-	-	-	-
Interest	Jan 2nd	9.11	149.06	0.61	136.25	102.69	20.65	419.37
Subtotal		51,317.94	839,704.60	3,456.86	767,557.47	578,516.05	116,317.82	2,356,870.72
		2.18%	35.63%	0.15%	32.57%	24.55%	4.94%	
Purchase	Feb 2nd	-	-	-	-	-	-	-
Sale	Feb 2nd	-	-	-	-	-	-	-
Amort	Feb 2nd	-	-	-	-	-	-	-
Market Value	Feb 2nd	-	-	-	-	-	-	-
Interest	Feb 2nd	8.20	134.25	0.55	122.71	92.49	18.60	376.80
Subtotal		51,326.13	839,838.85	3,457.41	767,680.17	578,608.54	116,336.42	2,357,247.52
		2.18%	35.63%	0.15%	32.57%	24.55%	4.94%	
Purchase	Mar 2nd	-	-	-	-	-	-	-
Sale	Mar 2nd	-	-	-	-	-	-	-
Amort	Mar 2nd	-	-	-	-	-	-	-
Market Value	Mar 2nd	-	-	-	-	-	-	-
Interest	Mar 2nd	9.14	149.62	0.62	136.77	103.08	20.73	419.96
Subtotal		51,335.28	839,988.47	3,458.03	767,816.94	578,711.63	116,357.14	2,357,667.48
Totals for 2nd quarter								
Balance forward		51,308.83	839,555.54	3,456.25	767,421.21	578,413.35	116,297.17	2,356,452.35
Purchase	Tot 2nd	-	-	-	-	-	-	-
Sale	Tot 2nd	-	-	-	-	-	-	-
Amort	Tot 2nd	-	-	-	-	-	-	-
Market Value	Tot 2nd	-	-	-	-	-	-	-
Interest	Tot 2nd	26.46	432.93	1.78	395.73	298.27	59.97	1,215.13
Subtotal		51,335.30	839,988.46	3,458.03	767,816.94	578,711.62	116,357.14	2,357,667.48

Logic 746012995-01		01 General	02 Utility	03 Utility - Restricted	05 Equip Replacement	10 Hotel/Motel	15 Debt Service	Total
3rd Quarter								
Balance forward		51,335.30	839,988.46	3,458.03	767,816.94	578,711.62	116,357.14	2,357,667.48
		2.18%	35.63%	0.15%	32.57%	24.55%	4.94%	
Purchase	Apr 3rd	-	-	-	-	-	-	-
Sale	Apr 3rd	-	-	-	-	-	-	-
Amort	Apr 3rd	-	-	-	-	-	-	-
Market Value	Apr 3rd	-	-	-	-	-	-	-
Interest	Apr 3rd	8.29	135.62	0.56	123.97	93.44	18.79	380.67
Subtotal		51,343.59	840,124.09	3,458.60	767,940.91	578,805.06	116,375.94	2,358,048.15
		2.18%	35.63%	0.15%	32.57%	24.55%	4.94%	
Purchase	May 3rd	-	-	-	-	-	-	-
Sale	May 3rd	-	-	-	-	-	-	-
Amort	May 3rd	-	-	-	-	-	-	-
Market Value	May 3rd	-	-	-	-	-	-	-
Interest	May 3rd	7.78	127.34	0.52	116.40	87.73	17.64	357.41
Subtotal		51,351.37	840,251.42	3,459.11	768,057.31	578,892.78	116,393.58	2,358,405.56
		2.18%	35.63%	0.15%	32.57%	24.55%	4.94%	
Purchase	Jun 3rd	-	-	-	-	-	-	-
Sale	Jun 3rd	-	-	-	-	-	-	-
Amort	Jun 3rd	-	-	-	-	-	-	-
Market Value	Jun 3rd	-	-	-	-	-	-	-
Interest	Jun 3rd	7.36	120.48	0.50	110.13	83.00	16.69	338.16
Subtotal		51,358.73	840,371.90	3,459.61	768,167.44	578,975.79	116,410.27	2,358,743.72
Totals for 3rd quarter								
Balance forward		51,335.30	839,988.46	3,458.03	767,816.94	578,711.62	116,357.14	2,357,667.48
Purchase	Tot 3rd	-	-	-	-	-	-	-
Sale	Tot 3rd	-	-	-	-	-	-	-
Amort	Tot 3rd	-	-	-	-	-	-	-
Market Value	Tot 3rd	-	-	-	-	-	-	-
Interest	Tot 3rd	23.43	383.44	1.58	350.50	264.17	53.12	1,076.24
Subtotal		51,358.73	840,371.90	3,459.61	768,167.44	578,975.79	116,410.27	2,358,743.71
4th Quarter								
Balance forward		51,358.73	840,371.90	3,459.61	768,167.44	578,975.79	116,410.27	2,358,743.71
		2.18%	35.63%	0.15%	32.57%	24.55%	4.94%	
Purchase	Jul 4th	-	-	-	-	-	-	-
Sale	Jul 4th	-	-	-	-	-	-	-
Amort	Jul 4th	-	-	-	-	-	-	-
Market Value	Jul 4th	-	-	-	-	-	-	-
Interest	Jul 4th	-	-	-	-	-	-	-
Subtotal		51,358.73	840,371.90	3,459.61	768,167.44	578,975.79	116,410.27	2,358,743.71
		2.18%	35.63%	0.15%	32.57%	24.55%	4.94%	
Purchase	Aug 4th	-	-	-	-	-	-	-
Sale	Aug 4th	-	-	-	-	-	-	-
Amort	Aug 4th	-	-	-	-	-	-	-
Market Value	Aug 4th	-	-	-	-	-	-	-
Interest	Aug 4th	-	-	-	-	-	-	-
Subtotal		51,358.73	840,371.90	3,459.61	768,167.44	578,975.79	116,410.27	2,358,743.71
		2.18%	35.63%	0.15%	32.57%	24.55%	4.94%	
Purchase	Sep 4th	-	-	-	-	-	-	-
Sale	Sep 4th	-	-	-	-	-	-	-
Amort	Sep 4th	-	-	-	-	-	-	-
Market Value	Sep 4th	-	-	-	-	-	-	-
Interest	Sep 4th	-	-	-	-	-	-	-
Subtotal		51,358.73	840,371.90	3,459.61	768,167.44	578,975.79	116,410.27	2,358,743.71
Totals for 4th quarter								
Balance forward		51,358.73	840,371.90	3,459.61	768,167.44	578,975.79	116,410.27	2,358,743.71
Purchase	Tot 4th	-	-	-	-	-	-	-
Sale	Tot 4th	-	-	-	-	-	-	-
Amort	Tot 4th	-	-	-	-	-	-	-
Market Value	Tot 4th	-	-	-	-	-	-	-
Interest	Tot 4th	-	-	-	-	-	-	-
Subtotal		51,358.73	840,371.90	3,459.61	768,167.44	578,975.79	116,410.27	2,358,743.71
Fiscal Year to Date								
Balance forward		51,280.06	839,084.82	3,454.31	766,990.94	578,089.05	116,231.97	2,355,131.15
Purchase	Tot YTD	-	-	-	-	-	-	-
Sale	Tot YTD	-	-	-	-	-	-	-
Amort	Tot YTD	-	-	-	-	-	-	-
Market Value	Tot YTD	-	-	-	-	-	-	-
Interest	Tot YTD	78.66	1,287.08	5.30	1,176.50	886.74	178.29	3,612.57
Subtotal		51,358.72	840,371.90	3,459.61	768,167.44	578,975.79	116,410.26	2,358,743.72

Moody National Bank C.D. 1011835			19 LMEDC General	Total
1st Quarter				
Balance forward			100,000.00	100,000.00
			100.00%	
Purchase	Oct	1st	(98.63)	(98.63)
Sale	Oct	1st	-	-
Amort	Oct	1st	-	-
Market Value	Oct	1st	-	-
Interest	Oct	1st	98.63	98.63
Subtotal			100,000.00	100,000.00
			100.00%	
Purchase	Nov	1st	(101.92)	(101.92)
Sale	Nov	1st	-	-
Amort	Nov	1st	-	-
Market Value	Nov	1st	-	-
Interest	Nov	1st	101.92	101.92
Subtotal			100,000.00	100,000.00
			100.00%	
Purchase	Dec	1st	(98.63)	(98.63)
Sale	Dec	1st	-	-
Amort	Dec	1st	-	-
Market Value	Dec	1st	-	-
Interest	Dec	1st	98.63	98.63
Subtotal			100,000.00	100,000.00
Totals for 1st quarter				
Balance forward			100,000.00	100,000.00
Purchase	Tot	1st	(299.18)	(299.18)
Sale	Tot	1st	-	-
Amort	Tot	1st	-	-
Market Value	Tot	1st	-	-
Interest	Tot	1st	299.18	299.18
Subtotal			100,000.00	100,000.00
2nd Quarter				
Balance forward			100,000.00	100,000.00
			100.00%	
Purchase	Jan	2nd	(101.92)	(101.92)
Sale	Jan	2nd	-	-
Amort	Jan	2nd	-	-
Market Value	Jan	2nd	-	-
Interest	Jan	2nd	101.92	101.92
Subtotal			100,000.00	100,000.00
			100.00%	
Purchase	Feb	2nd	(101.92)	(101.92)
Sale	Feb	2nd	-	-
Amort	Feb	2nd	-	-
Market Value	Feb	2nd	-	-
Interest	Feb	2nd	101.92	101.92
Subtotal			100,000.00	100,000.00
			100.00%	
Purchase	Mar	2nd	(92.05)	(92.05)
Sale	Mar	2nd	-	-
Amort	Mar	2nd	-	-
Market Value	Mar	2nd	-	-
Interest	Mar	2nd	92.05	92.05
Subtotal			100,000.00	100,000.00
Totals for 2nd quarter				
Balance forward			100,000.00	100,000.00
Purchase	Tot	2nd	(295.89)	(295.89)
Sale	Tot	2nd	-	-
Amort	Tot	2nd	-	-
Market Value	Tot	2nd	-	-
Interest	Tot	2nd	295.89	295.89
Subtotal			100,000.00	100,000.00

Moody National Bank C.D. 1011835			19 LMEDC General	Total
3rd Quarter				
Balance forward			100,000.00	100,000.00
			100.00%	
Purchase	Apr	3rd	(101.92)	(101.92)
Sale	Apr	3rd	-	-
Amort	Apr	3rd	-	-
Market Value	Apr	3rd	-	-
Interest	Apr	3rd	101.92	101.92
Subtotal			100,000.00	100,000.00
			100.00%	
Purchase	May	3rd	(98.63)	(98.63)
Sale	May	3rd	-	-
Amort	May	3rd	-	-
Market Value	May	3rd	-	-
Interest	May	3rd	98.63	98.63
Subtotal			100,000.00	100,000.00
			100.00%	
Purchase	Jun	3rd	(101.92)	(101.92)
Sale	Jun	3rd	-	-
Amort	Jun	3rd	-	-
Market Value	Jun	3rd	-	-
Interest	Jun	3rd	101.92	101.92
Subtotal			100,000.00	100,000.00
Totals for 3rd quarter				
Balance forward			100,000.00	100,000.00
Purchase	Tot	3rd	(302.47)	(302.47)
Sale	Tot	3rd	-	-
Amort	Tot	3rd	-	-
Market Value	Tot	3rd	-	-
Interest	Tot	3rd	302.47	302.47
Subtotal			100,000.00	100,000.00
4th Quarter				
Balance forward			100,000.00	100,000.00
			100.00%	
Purchase	Jul	4th	-	-
Sale	Jul	4th	-	-
Amort	Jul	4th	-	-
Market Value	Jul	4th	-	-
Interest	Jul	4th	-	-
Subtotal			100,000.00	100,000.00
			100.00%	
Purchase	Aug	4th	-	-
Sale	Aug	4th	-	-
Amort	Aug	4th	-	-
Market Value	Aug	4th	-	-
Interest	Aug	4th	-	-
Subtotal			100,000.00	100,000.00
			100.00%	
Purchase	Sep	4th	-	-
Sale	Sep	4th	-	-
Amort	Sep	4th	-	-
Market Value	Sep	4th	-	-
Interest	Sep	4th	-	-
Subtotal			100,000.00	100,000.00
Totals for 4th quarter				
Balance forward			100,000.00	100,000.00
Purchase	Tot	4th	-	-
Sale	Tot	4th	-	-
Amort	Tot	4th	-	-
Market Value	Tot	4th	-	-
Interest	Tot	4th	-	-
Subtotal			100,000.00	100,000.00
Fiscal Year to Date				
Balance forward			100,000.00	100,000.00
Purchase	Tot	YTD	(897.54)	(897.54)
Sale	Tot	YTD	-	-
Amort	Tot	YTD	-	-
Market Value	Tot	YTD	-	-
Interest	Tot	YTD	897.54	897.54
Subtotal			100,000.00	100,000.00

Moody National Bank C.D. 60004478			19 LMEDC General	Total
1st Quarter				
Balance forward			100,000.00	100,000.00
			100.00%	
Purchase	Oct	1st	(98.63)	(98.63)
Sale	Oct	1st	-	-
Amort	Oct	1st	-	-
Market Value	Oct	1st	-	-
Interest	Oct	1st	98.63	98.63
Subtotal			100,000.00	100,000.00
			100.00%	
Purchase	Nov	1st	(101.92)	(101.92)
Sale	Nov	1st	-	-
Amort	Nov	1st	-	-
Market Value	Nov	1st	-	-
Interest	Nov	1st	101.92	101.92
Subtotal			100,000.00	100,000.00
			100.00%	
Purchase	Dec	1st	(98.63)	(98.63)
Sale	Dec	1st	-	-
Amort	Dec	1st	-	-
Market Value	Dec	1st	-	-
Interest	Dec	1st	98.63	98.63
Subtotal			100,000.00	100,000.00
Totals for 1st quarter				
Balance forward			100,000.00	100,000.00
Purchase	Tot	1st	(299.18)	(299.18)
Sale	Tot	1st	-	-
Amort	Tot	1st	-	-
Market Value	Tot	1st	-	-
Interest	Tot	1st	299.18	299.18
Subtotal			100,000.00	100,000.00
2nd Quarter				
Balance forward			100,000.00	100,000.00
			100.00%	
Purchase	Jan	2nd	(101.91)	(101.91)
Sale	Jan	2nd	-	-
Amort	Jan	2nd	-	-
Market Value	Jan	2nd	-	-
Interest	Jan	2nd	101.91	101.91
Subtotal			100,000.00	100,000.00
			100.00%	
Purchase	Feb	2nd	(101.92)	(101.92)
Sale	Feb	2nd	-	-
Amort	Feb	2nd	-	-
Market Value	Feb	2nd	-	-
Interest	Feb	2nd	101.92	101.92
Subtotal			100,000.00	100,000.00
			100.00%	
Purchase	Mar	2nd	(92.06)	(92.06)
Sale	Mar	2nd	-	-
Amort	Mar	2nd	-	-
Market Value	Mar	2nd	-	-
Interest	Mar	2nd	92.06	92.06
Subtotal			100,000.00	100,000.00
Totals for 2nd quarter				
Balance forward			100,000.00	100,000.00
Purchase	Tot	2nd	(295.89)	(295.89)
Sale	Tot	2nd	-	-
Amort	Tot	2nd	-	-
Market Value	Tot	2nd	-	-
Interest	Tot	2nd	295.89	295.89
Subtotal			100,000.00	100,000.00

Moody National Bank C.D. 60004478			19 LMEDC General	Total
3rd Quarter				
Balance forward			100,000.00	100,000.00
			100.00%	
Purchase	Apr	3rd	(101.91)	(101.91)
Sale	Apr	3rd	-	-
Amort	Apr	3rd	-	-
Market Value	Apr	3rd	-	-
Interest	Apr	3rd	101.91	101.91
Subtotal			100,000.00	100,000.00
			100.00%	
Purchase	May	3rd	(98.63)	(98.63)
Sale	May	3rd	-	-
Amort	May	3rd	-	-
Market Value	May	3rd	-	-
Interest	May	3rd	98.63	98.63
Subtotal			100,000.00	100,000.00
			100.00%	
Purchase	Jun	3rd	(101.92)	(101.92)
Sale	Jun	3rd	-	-
Amort	Jun	3rd	-	-
Market Value	Jun	3rd	-	-
Interest	Jun	3rd	101.92	101.92
Subtotal			100,000.00	100,000.00
Totals for 3rd quarter				
Balance forward			100,000.00	100,000.00
Purchase	Tot	3rd	(302.46)	(302.46)
Sale	Tot	3rd	-	-
Amort	Tot	3rd	-	-
Market Value	Tot	3rd	-	-
Interest	Tot	3rd	302.46	302.46
Subtotal			100,000.00	100,000.00
4th Quarter				
Balance forward			100,000.00	100,000.00
			100.00%	
Purchase	Jul	4th	-	-
Sale	Jul	4th	-	-
Amort	Jul	4th	-	-
Market Value	Jul	4th	-	-
Interest	Jul	4th	-	-
Subtotal			100,000.00	100,000.00
			100.00%	
Purchase	Aug	4th	-	-
Sale	Aug	4th	-	-
Amort	Aug	4th	-	-
Market Value	Aug	4th	-	-
Interest	Aug	4th	-	-
Subtotal			100,000.00	100,000.00
			100.00%	
Purchase	Sep	4th	-	-
Sale	Sep	4th	-	-
Amort	Sep	4th	-	-
Market Value	Sep	4th	-	-
Interest	Sep	4th	-	-
Subtotal			100,000.00	100,000.00
			100.00%	
Totals for 4th quarter				
Balance forward			100,000.00	100,000.00
Purchase	Tot	4th	-	-
Sale	Tot	4th	-	-
Amort	Tot	4th	-	-
Market Value	Tot	4th	-	-
Interest	Tot	4th	-	-
Subtotal			100,000.00	100,000.00
Fiscal Year to Date				
Balance forward			100,000.00	100,000.00
Purchase	Tot	YTD	(897.53)	(897.53)
Sale	Tot	YTD	-	-
Amort	Tot	YTD	-	-
Market Value	Tot	YTD	-	-
Interest	Tot	YTD	897.53	897.53
Subtotal			100,000.00	100,000.00

Merill Lynch Money Market		20 LMEDC Enterprise	Total
1st Quarter			
Balance forward		356,849.35	356,849.35
		100.00%	
Purchase	Oct 1st	-	-
Sale	Oct 1st	-	-
Amort	Oct 1st	-	-
Market Value	Oct 1st	-	-
Interest	Oct 1st	81.59	81.59
Subtotal		356,930.94	356,930.94
		100.00%	
Purchase	Nov 1st	-	-
Sale	Nov 1st	-	-
Amort	Nov 1st	-	-
Market Value	Nov 1st	-	-
Interest	Nov 1st	64.33	64.33
Subtotal		356,995.27	356,995.27
		100.00%	
Purchase	Dec 1st	-	-
Sale	Dec 1st	-	-
Amort	Dec 1st	-	-
Market Value	Dec 1st	-	-
Interest	Dec 1st	66.98	66.98
Subtotal		357,062.25	357,062.25
Totals for 1st quarter			
Balance forward		356,849.35	356,849.35
Purchase	Tot 1st	-	-
Sale	Tot 1st	-	-
Amort	Tot 1st	-	-
Market Value	Tot 1st	-	-
Interest	Tot 1st	212.90	212.90
Subtotal		357,062.25	357,062.25
2nd Quarter			
Balance forward		357,062.25	357,062.25
		100.00%	
Purchase	Jan 2nd	-	-
Sale	Jan 2nd	-	-
Amort	Jan 2nd	-	-
Market Value	Jan 2nd	-	-
Interest	Jan 2nd	51.88	51.88
Subtotal		357,114.13	357,114.13
		100.00%	
Purchase	Feb 2nd	-	-
Sale	Feb 2nd	-	-
Amort	Feb 2nd	-	-
Market Value	Feb 2nd	-	-
Interest	Feb 2nd	114.39	114.39
Subtotal		357,228.52	357,228.52
		100.00%	
Purchase	Mar 2nd	-	-
Sale	Mar 2nd	-	-
Amort	Mar 2nd	-	-
Market Value	Mar 2nd	-	-
Interest	Mar 2nd	151.40	151.40
Subtotal		357,379.92	357,379.92
Totals for 2nd quarter			
Balance forward		357,062.25	357,062.25
Purchase	Tot 2nd	-	-
Sale	Tot 2nd	-	-
Amort	Tot 2nd	-	-
Market Value	Tot 2nd	-	-
Interest	Tot 2nd	317.67	317.67
Subtotal		357,379.92	357,379.92

Merill Lynch Money Market			20 LMEDC Enterprise	Total
3rd Quarter				
Balance forward			357,379.92	357,379.92
			100.00%	
Purchase	Apr	3rd	-	-
Sale	Apr	3rd	-	-
Amort	Apr	3rd	-	-
Market Value	Apr	3rd	-	-
Interest	Apr	3rd	141.68	141.68
Subtotal			357,521.60	357,521.60
			100.00%	
Purchase	May	3rd	-	-
Sale	May	3rd	-	-
Amort	May	3rd	-	-
Market Value	May	3rd	-	-
Interest	May	3rd	154.80	154.80
Subtotal			357,676.40	357,676.40
			100.00%	
Purchase	Jun	3rd	-	-
Sale	Jun	3rd	-	-
Amort	Jun	3rd	-	-
Market Value	Jun	3rd	-	-
Interest	Jun	3rd	138.28	138.28
Subtotal			357,814.68	357,814.68
Totals for 3rd quarter				
Balance forward			357,379.92	357,379.92
Purchase	Tot	3rd	-	-
Sale	Tot	3rd	-	-
Amort	Tot	3rd	-	-
Market Value	Tot	3rd	-	-
Interest	Tot	3rd	434.76	434.76
Subtotal			357,814.68	357,814.68
4th Quarter				
Balance forward			357,814.68	357,814.68
			100.00%	
Purchase	Jul	4th	-	-
Sale	Jul	4th	-	-
Amort	Jul	4th	-	-
Market Value	Jul	4th	-	-
Interest	Jul	4th	-	-
Subtotal			357,814.68	357,814.68
			100.00%	
Purchase	Aug	4th	-	-
Sale	Aug	4th	-	-
Amort	Aug	4th	-	-
Market Value	Aug	4th	-	-
Interest	Aug	4th	-	-
Subtotal			357,814.68	357,814.68
			100.00%	
Purchase	Sep	4th	-	-
Sale	Sep	4th	-	-
Amort	Sep	4th	-	-
Market Value	Sep	4th	-	-
Interest	Sep	4th	-	-
Subtotal			357,814.68	357,814.68
Totals for 4th quarter				
Balance forward			357,814.68	357,814.68
Purchase	Tot	4th	-	-
Sale	Tot	4th	-	-
Amort	Tot	4th	-	-
Market Value	Tot	4th	-	-
Interest	Tot	4th	-	-
Subtotal			357,814.68	357,814.68
Fiscal Year to Date				
Balance forward			356,849.35	356,849.35
Purchase	Tot	YTD	-	-
Sale	Tot	YTD	-	-
Amort	Tot	YTD	-	-
Market Value	Tot	YTD	-	-
Interest	Tot	YTD	965.33	965.33
Subtotal			357,814.68	357,814.68

LJA Engineering, Inc.

11821 East Freeway
Suite 400
Houston, Texas 77029

Phone 713.450.1300
Fax 713.450.1385
www.ljaengineering.com

CITY OF LA MARQUE
CHANGE ORDER NO. 2 to BALANCE PROJECT
FOR
CEDAR DRIVE IMPROVEMENTS
IH-45 TO SH 3

Honorable Mayor and City Council
City of La Marque
City Hall
1111 Bayou Road
La Marque, TX 77568

DATE: June 7, 2011
ENGINEER: LJA Engineering, Inc.
CONTRACTOR: Angel Brothers Enterprises, LTD.
CONTRACT DATED: January 26, 2010
ORIGINAL CONTRACT AMOUNT: $3,431,383.25
LJA PROJECT NO. E019-085D

Honorable Mayor and Council,

DESCRIPTION

- Because the quantities comprising the original contract were estimated, a change order is prepared at job completion amending the contract to agree with the actual value of the installed facilities.

- This change order thus amends the contract by the net overrun of $51,905.24.

LJA Engineering, Inc. recommends that the Owner accept this Change Order for an increase in the contract amount of $51,905.24 as summarized below:

CONTRACT SUMMARY

COST	
Original Contract Amount	$3,431,383.25
Change Order No. 1 - Add	$10,200.00
Change Order No. 2 - Add	$51,905.24
Amended Contract Amount	$3,493,488.49

H:\Construction\Clients\019\085-D Cedar Dr Improvements\WORD CONSTRUCTION FILE DOCS\Construction File Folder Docs\Final Documents\E019-085D CO#2 BCO CVST-Rev 7-18-11.doc

CONTRACT SUMMARY - Continued

TIME OF COMPLETION

Original Contract Time	225 W.D.
Change Order No. 1 - Add	10 W.D.
Change Order No. 2 – No Change	00 W.D.
Amended Contract Time	235 W.D.
Original Contract Completion Date	December 24, 2010
Amended Contract Completion Date	January 7, 2011

In consideration for the above change, it is mutually agreed that the contract price is changed to $3,493,488.49 and that the time of completion for all work is changed for a completion time of 235 working days. Finally, it is understood and agreed that this Change Order is a full and complete equitable adjustment and constitutes compensation in full on behalf of the Contractor for all costs and markups directly or indirectly attributable to the changes ordered herein for all delays and impacts related thereto and for performance of the changes within the time stated.

RECOMMENDED FOR APPROVAL:
LJA Engineering, Inc.

By: Ronald McKinney

Date: 6/9/11

AGREED:
Angel Brothers Enterprises, LTD.

By: _____

Date: 6/9/11

APPROVED:
City of La Marque

By: _____

Date: _____

LJA Engineering & Surveying, Inc.

CONTRACTOR'S
MONTHLY APPLICATION

DATE: *5/31/11*

LJA PROJECT NO. *E019-085D-4*

CLIENT: *City of La Marque*

ADDRESS: *1111 Bayou Road*
La Marque, Texas 77568

Project: *Cedar Drive Improvements IH-45 to SH 3*

CONTRACTOR: *Angel Brothers Enterprises, Ltd.*

ADDRESS: *5210 West Road*
Baytown, TX 7752

ESTIMATE NO: **11 & Final**

FROM: **1/01/11 through 2/28/11 (Final)**

CONTRACT TIME: *225 WORKING DAYS*
EXTENSIONS: _____ W.D. TOTAL: _____ W.D. C.O. TOTALS TO DATE = **$62,105.24**
TIME USED: 223 W.D.

WORK ORDER DATE: *2/15/2010*
CONTRACT DATE: *01/26/10*
Percent Completion: **100%**

ORIGINAL COMPLETION DATE: *12/24/2010*
REVISED COMPLETION DATE: *01/07/2011*
Percent Time Completed: **100%** Change Order No. Add _ W.D.

ANALYSIS OF CONTRACT AMOUNT

Original Contract Amount		$3,431,383.25
Plus Additions: Change Order No. 1	$	10,200.00
Plus Additions: Change Order No. 2	$	51,905.24
Adjusted Contract Amount:	$	3,493,488.49
Work Performed to Date:		$3,493,488.49
Less 0% Retainage:	$	-
Net Amount Earned to Date:	$	3,493,488.49
Add materials Stored Close of Period:	$	-
Less 5% Retained on Material:	$	-
Sub-Total:	$	3,493,488.49
Less Previous Payments:	$	3,303,357.32
****AMOUNT DUE THIS ESTIMATE****	$	190,131.17

RECOMMEND APPROVAL
Payment Due Contractor:
LJA Engineering & Surveying Inc.
By: Ronnie McKinney
ENGINEER
Date: 6/9/11

AGREED:
Angel Brothers Enterprises, Ltd.
By: _____
CONTRACTOR
Date: 6/8/11

APPROVED:
City of La Marque
By: _____
OWNER
Date: _____

ESTIMATE NO: 11 & Final

FOR PERIOD: ending 2/28/11

AngelBrothers
Paving and Utility Contractors

CEDAR DRIVE IMPROVEMENTS IH-45 TO SH 3

BID ITEM	DESCRIPTION	BID QUANTITY	UNIT	UNIT PRICE	TOTAL	QUANTITY THIS PERIOD	AMOUNT THIS PERIOD	QUANTITY PREVIOUS PERIODS	AMOUNT PREVIOUS PERIODS	TOTAL QUANTITY TO DATE	TOTAL AMOUNT TO DATE	PERCENT COMPLETE
	SECTION I - WATER ITEMS											
1	2" W.L. PVC SCH 40, ALL DEPTHS OPEN CUT	745.00	LF	$16.75	$12,478.75		$0.00	429	$7,185.75	429	$7,185.75	57.58%
2	4" W.L. PVC C900 DR 18, ALL DEPTHS OPEN CUT	82.00	LF	$28.30	$2,320.60		$0.00	44	$1,245.20	44	$1,245.20	53.66%
3	6" W.L. PVC C900 DR 18, ALL DEPTHS OPEN CUT	405.00	LF	$34.40	$13,932.00		$0.00	490	$16,856.00	490	$16,856.00	120.99%
4	8" W.L. PVC C900 DR 18, ALL DEPTHS OPEN CUT	187.00	LF	$57.50	$10,752.50		$0.00	242	$13,915.00	242	$13,915.00	129.41%
5	10" W.L. PVC C900 DR 18, ALL DEPTHS OPEN CUT	125.00	LF	$54.50	$6,812.50		$0.00	97	$5,286.50	97	$5,286.50	77.60%
6	12" W.L. PVC C900 DR 18, ALL DEPTHS OPEN CUT	8,240.00	LF	$32.70	$269,448.00		$0.00	8607	$281,448.90	8607	$281,448.90	104.45%
7	12" W.L. PVC C900 DR 18 AUGERED CONSTRUCTION	290.00	LF	$110.00	$31,900.00		$0.00	150	$16,500.00	150	$16,500.00	51.72%
8	TRENCH SAFETY SYSTEM (WATER)	150.00	LF	$1.00	$150.00		$0.00		$0.00	0	$0.00	0.00%
9	2" GATE VALVE	8.00	EA	$350.00	$2,800.00		$0.00	12	$4,200.00	12	$4,200.00	150.00%
10	4" GATE VALVE	2.00	EA	$550.00	$1,100.00		$0.00	2	$1,100.00	2	$1,100.00	100.00%
11	6" GATE VALVE	7.00	EA	$700.00	$4,900.00		$0.00	7	$4,900.00	7	$4,900.00	100.00%
12	8" GATE VALVE	4.00	EA	$950.00	$3,800.00		$0.00	6	$5,700.00	6	$5,700.00	150.00%
13	10" GATE VALVE	2.00	EA	$1,350.00	$2,700.00		$0.00	2	$2,700.00	2	$2,700.00	100.00%
14	12" GATE VALVE	27.00	EA	$1,650.00	$44,550.00		$0.00	26	$42,900.00	26	$42,900.00	96.30%
15	2" WET CONNECTION	11.00	EA	$175.00	$1,925.00		$0.00	13	$2,275.00	13	$2,275.00	118.18%
16	4" WET CONNECTION	1.00	EA	$260.00	$260.00		$0.00	2	$520.00	2	$520.00	200.00%
17	6" WET CONNECTION	9.00	EA	$375.00	$3,375.00		$0.00	7	$2,625.00	7	$2,625.00	77.78%
18	8" WET CONNECTION	4.00	EA	$450.00	$1,800.00		$0.00	5	$2,250.00	5	$2,250.00	125.00%
19	10" WET CONNECTION	3.00	EA	$550.00	$1,650.00		$0.00	2	$1,100.00	2	$1,100.00	66.67%
20	12" WET CONNECTION	1.00	EA	$600.00	$600.00		$0.00	1	$600.00	1	$600.00	100.00%
21	12"X12" TS & V	3.00	EA	$5,850.00	$17,550.00		$0.00	1	$5,850.00	1	$5,850.00	33.33%
22	FIRE HYDRANT ASSEMBLY	20	EA	$3,000.00	$60,000.00		$0.00	21	$63,000.00	21	$63,000.00	105.00%
23	EXTRA DEPTH BURY FOR FIRE HYDRANT	5	VF	$100.00	$500.00		$0.00	16.5	$1,650.00	16.5	$1,650.00	330.00%
24	SHORT SIDE SERV RECONNECT	52	EA	$275.00	$14,300.00		$0.00	65	$17,875.00	65	$17,875.00	125.00%
25	LONG SIDE SERV RECONNECT	52	EA	$570.00	$29,640.00		$0.00	51	$29,070.00	51	$29,070.00	98.08%

ESTIMATE NO: 11 & Final

FOR PERIOD: ending 2/28/11

AngelBrothers
Paving and Utility Contractors

CEDAR DRIVE IMPROVEMENTS IH-45 TO SH 3

BID ITEM	DESCRIPTION	BID QUANTITY	UNIT	UNIT PRICE	TOTAL	QUANTITY THIS PERIOD	AMOUNT THIS PERIOD	QUANTITY PREVIOUS PERIODS	AMOUNT PREVIOUS PERIODS	TOTAL QUANTITY TO DATE	TOTAL AMOUNT TO DATE	PERCENT COMPLETE
	SECTION II - SANITARY SEWER ITEMS											
26	CLEANING SAN SWR	4,640	LF	$1.60	$7,424.00		$0.00	8523	$13,636.80	8523	$13,636.80	183.69%
27	TV INSPECTION OF SAN SWR	4,640	LF	$1.30	$6,032.00		$0.00	8523	$11,079.90	8523	$11,079.90	183.69%
28	RESET-UP OF TV INSPECTION OF SAN SWR	3	EA	$530.00	$1,590.00		$0.00		$0.00	0	$0.00	0.00%
29	OBSTRUCTION REMOVAL BY REMOTE DEVICE	3	EA	$265.00	$795.00		$0.00		$0.00	0	$0.00	0.00%
30	OBSTRUCTION REM BY EXCAVATION	3	EA	$370.00	$1,110.00		$0.00	2	$740.00	2	$740.00	66.67%
31	6" SEWER PIPE BURSTING INSTALL 8.625" OD (SDR 19)	520	LF	$29.60	$15,392.00		$0.00	840	$24,864.00	840	$24,864.00	161.54%
32	8" SWR PIPE BURSTING INSTALL 8.625" OD (SDR 19)	220	LF	$29.60	$6,512.00		$0.00	105	$3,108.00	105	$3,108.00	47.73%
33	10" SWR PIPE BURSTING INSTALL 10.75" OD (SDR 19)	3,855	LF	$31.20	$120,276.00		$0.00	3867	$120,650.40	3867	$120,650.40	100.31%
34	12" SWR PIPE BURSTING INSTALL 12.75" OD (SDR 19)	45	LF	$42.30	$1,903.50		$0.00		$0.00	0	$0.00	0.00%
35	10" SWR POINT REPAIR 5-10' DEPTH 8' LENGTH	3	EA	$1,700.00	$5,100.00		$0.00		$0.00	0	$0.00	0.00%
36	SAG REPAIR ALL SIZES ALL DEPTHS UP TO 10'	150	LF	$40.00	$6,000.00		$0.00		$0.00	0	$0.00	0.00%
37	SERV REPLACEMENT BY PIPE BURSTING (4" OR 6")	68	EA	$450.00	$30,600.00		$0.00	75	$33,750.00	75	$33,750.00	110.29%
38	TRENCH SAFETY SYSTEM (WASTEWATER)	100	LF	$3.00	$300.00		$0.00		$0.00	0	$0.00	0.00%
39	MH RECONST, CEMENTITIOUS SYSTEM	145	VF	$90.00	$13,050.00		$0.00	62.13	$5,591.70	62.13	$5,591.70	42.85%
40	SAN SWR MH ON EXISTING SAN SWR	19	EA	$1,700.00	$32,300.00		$0.00	19	$32,300.00	19	$32,300.00	100.00%
41	8" PVC GRAVITY SWR (SDR 26) ALL DEPTHS	70	LF	$58.00	$4,060.00		$0.00	215	$12,470.00	215	$12,470.00	307.14%
42	ADJUST EXISTING SAN SWR MH	18	EA	$265.00	$4,770.00		$0.00	24	$6,360.00	24	$6,360.00	133.33%

ESTIMATE NO: 11 & Final

FOR PERIOD: ending 2/28/11

AngelBrothers
Paving and Utility Contractors

CEDAR DRIVE IMPROVEMENTS IH-45 TO SH 3

BID ITEM	DESCRIPTION	BID QUANTITY	UNIT	UNIT PRICE	TOTAL	QUANTITY THIS PERIOD	AMOUNT THIS PERIOD	QUANTITY PREVIOUS PERIODS	AMOUNT PREVIOUS PERIODS	TOTAL QUANTITY TO DATE	TOTAL AMOUNT TO DATE	PERCENT COMPLETE
	SECTION III - PAVING ITEMS											
43	CEMENT STAB SUBGRADE (ROADWAY) 5% CEMENT (30LB/SY)	38,195	SY	$1.60	$61,112.00		$0.00	38867.33	$62,187.73	38867.33	$62,187.73	101.76%
44	CEMENT FOR SUBGRADE (MATERIAL)	573	TON	$104.00	$59,592.00		$0.00	583.01	$60,633.04	583.01	$60,633.04	101.75%
45	LIME STAB SUBGRADE (DRWY) 5% LIME (25LBS/SY)	6,510	SY	$2.85	$18,553.50		$0.00	7152.48	$20,384.57	7152.48	$20,384.57	109.87%
46	LIME FOR SUBGRADE (MATERIAL)	81	TON	$144.00	$11,664.00		$0.00	83.26	$11,989.44	83.26	$11,989.44	102.79%
47	8" REINF CONCRETE PAVEMENT (ROADWAY)	35,940	SY	$30.50	$1,096,170.00		$0.00	36465.78	$1,112,206.29	36465.78	$1,112,206.29	101.46%
48	6" REINF CONCRETE PAVEMENT (DRIVEWAY)	6,145	SY	$42.50	$261,162.50		$0.00	7249.77	$308,115.23	7249.77	$308,115.23	117.98%
49	6" CONCRETE CURB	5,955	LF	$2.00	$11,910.00		$0.00	7915.5	$15,831.00	7915.5	$15,831.00	132.92%
50	2" HMHL SURFACE (PAVEMENT TRANSITIONS)	45	TON	$150.00	$6,750.00	6	$900.00	112.54	$16,881.00	118.54	$17,781.00	263.42%
51	8" BLACK BASE (PAVEMENT TRANSITIONS)	180	TON	$73.50	$13,230.00	21.7	$1,594.95	311.82	$22,918.77	333.52	$24,513.72	185.29%
52	WHEELCHAIR RAMPS W/TRUNCATED DOMES	177	SY	$98.50	$17,434.50		$0.00	206.77	$20,366.85	206.77	$20,366.85	116.82%
53	4-1/2" THICK CONCRETE SIDEWALK	4,520	SY	$32.15	$145,318.00		$0.00	4265.64	$137,140.33	4265.64	$137,140.33	94.37%
	SECTION IV - DRAINAGE ITEMS											
54	18" RCP	475	LF	$35.00	$16,625.00		$0.00	64	$2,240.00	64	$2,240.00	13.47%
55	ADJUST EXISTING STM SWR MH	1	EA	$200.00	$200.00		$0.00	5	$1,000.00	5	$1,000.00	500.00%
56	EXCAVATION OF ROADSIDE DITCHED AS REQUIRED	216	CY	$21.50	$4,644.00		$0.00	216	$4,644.00	216	$4,644.00	100.00%
57	FILL OF ROADSIDE DITCHED	730	CY	$12.00	$8,760.00		$0.00	730	$8,760.00	730	$8,760.00	100.00%
58	RECONST EXISTING CURB INLET	13	EA	$950.00	$12,350.00		$0.00	12	$11,400.00	12	$11,400.00	92.31%
59	CURB OPENING & CONCRETE APRON TO EXIST GRATE INLET	2	EA	$800.00	$1,600.00		$0.00	2	$1,600.00	2	$1,600.00	100.00%
60	REPLACE EXISTING GRATE INLET W/ CURB INLET	1	EA	$1,300.00	$1,300.00		$0.00	1	$1,300.00	1	$1,300.00	100.00%

ESTIMATE NO: 11 & Final

FOR PERIOD: ending 2/28/11

AngelBrothers
Paving and Utility Contractors

CEDAR DRIVE IMPROVEMENTS IH-45 TO SH 3

BID ITEM	DESCRIPTION	BID QUANTITY	UNIT	UNIT PRICE	TOTAL	QUANTITY THIS PERIOD	AMOUNT THIS PERIOD	QUANTITY PREVIOUS PERIODS	AMOUNT PREVIOUS PERIODS	TOTAL QUANTITY TO DATE	TOTAL AMOUNT TO DATE	PERCENT COMPLETE
	SECTION V - SIGNALIZATION CEDAR DRIVE AT BAYOU											
61	TRAFFIC SIGNAL SYSTEM	1	EA	$18,500.00	$18,500.00		$0.00	1	$18,500.00	1	$18,500.00	100.00%
62	CONDUIT PVC SCH 80 2"	10	LF	$53.00	$530.00		$0.00	10	$530.00	10	$530.00	100.00%
63	ELECTRICAL CONDUCTOR #4 BARE	10	LF	$2.15	$21.50		$0.00	10	$21.50	10	$21.50	100.00%
64	ELECTRICAL CONDUCTOR #4 INSULATED	30	LF	$2.65	$79.50	12	$31.80	30	$79.50	42	$111.30	140.00%
65	GROUND BOX TY D 162922 W/APRON	1	EA	$635.00	$635.00	1	$635.00		$0.00	1	$635.00	100.00%
66	ZINC-COATED STL WIRE STRAND 5/16"	900	LF	$2.15	$1,935.00		$0.00	900	$1,935.00	900	$1,935.00	100.00%
67	TIMBER POLE Cl.2 40'	4	EA	$530.00	$2,120.00		$0.00	4	$2,120.00	4	$2,120.00	100.00%
68	ELC SRV TY D 120/240 125 NS SS T TP O	1	EA	$1,900.00	$1,900.00		$0.00	1	$1,900.00	1	$1,900.00	100.00%
69	ALUMINUM SIGNS TY A	44	SF	$19.00	$836.00	44	$836.00		$0.00	44	$836.00	100.00%
70	LEFT TURN LANE YEILD ON GREEN O 24"X30" R10-12	4	EA	$132.00	$528.00		$0.00	4	$528.00	4	$528.00	100.00%
71	CEDAR DR 14"X48"	2	EA	$380.00	$760.00		$0.00	2	$760.00	2	$760.00	100.00%
72	BAYOU RD 18"X48"	2	EA	$380.00	$760.00		$0.00	2	$760.00	2	$760.00	100.00%
73	BACK PLATE 12" 3SEC	8	EA	$63.50	$508.00		$0.00	8	$508.00	8	$508.00	100.00%
74	PED SIG SEC 12" LED 2 INDICATIONS COUNTDOWN	6	EA	$530.00	$3,180.00		$0.00	6	$3,180.00	6	$3,180.00	100.00%
75	VEH SIG SEC 12" LED GRN	8	EA	$210.00	$1,680.00		$0.00	8	$1,680.00	8	$1,680.00	100.00%
76	VEH SIG SEC 12" LED YEL	8	EA	$210.00	$1,680.00		$0.00	8	$1,680.00	8	$1,680.00	100.00%
77	VEH SIG SEC 12" LED RED	8	EA	$210.00	$1,680.00		$0.00	8	$1,680.00	8	$1,680.00	100.00%
78	TRAFFIC SIGNAL CABLE TY A 2 CONDR 12AWG	455	LF	$1.05	$477.75		$0.00	455	$477.75	455	$477.75	100.00%
79	TRAFFIC SIGNAL CABLE TY A 4 CONDR 12AWG	455	LF	$1.75	$796.25		$0.00	455	$796.25	455	$796.25	100.00%
80	TRAFFIC SIGNAL CABLE TY A 7 CONDR 12AWG	380	LF	$2.00	$760.00		$0.00	380	$760.00	380	$760.00	100.00%
81	PED DETECT 2 IN PUSH BUTTON	6	EA	$140.00	$840.00		$0.00	6	$840.00	6	$840.00	100.00%
82	UPS BATTERY BACKUP 5KVA W/ CABINET	1	EA	$5,800.00	$5,800.00		$0.00	1	$5,800.00	1	$5,800.00	100.00%
83	REM TRAFFIC SIGNALS	1	EA	$1,100.00	$1,100.00	1	$1,100.00		$0.00	1	$1,100.00	100.00%
84	VIVDS PROCESSOR SYSTEM (ITERIS CAMERA SYSTEM)	1	EA	$6,000.00	$6,000.00		$0.00	1	$6,000.00	1	$6,000.00	100.00%
85	VIVDS CAMERA ASSEMBLY (ITERIS CAMERA SYSTEM)	4	EA	$1,600.00	$6,400.00		$0.00	4	$6,400.00	4	$6,400.00	100.00%
86	VIVDS SET-UP SYSTEM (ITERIS CAMERA SYSTEM)	1	EA	$530.00	$530.00	1	$530.00		$0.00	1	$530.00	100.00%
87	VIVDS COMM COAX CABLE	360	LF	$3.15	$1,134.00		$0.00	360	$1,134.00	360	$1,134.00	100.00%
88	TRAFFIC CONTROL FOR TRAFFIC SIGNAL INSTALLATION	2	MO	$1,050.00	$2,100.00	1	$1,050.00	1	$1,050.00	2	$2,100.00	100.00%

ESTIMATE NO: 11 & Final

FOR PERIOD: ending 2/28/11

AngelBrothers
Paving and Utility Contractors

CEDAR DRIVE IMPROVEMENTS IH-45 TO SH 3

BID ITEM	DESCRIPTION	BID QUANTITY	UNIT	UNIT PRICE	TOTAL	QUANTITY THIS PERIOD	AMOUNT THIS PERIOD	QUANTITY PREVIOUS PERIODS	AMOUNT PREVIOUS PERIODS	TOTAL QUANTITY TO DATE	TOTAL AMOUNT TO DATE	PERCENT COMPLETE
	SECTION VI - SIGNAGE AND PAVEMENT MARKING											
89	TRAFFIC STRIPING 4" SOLID YELLOW PAINT STRIPE	13,410	LF	$0.40	$5,364.00		$0.00	15048	$6,019.20	15048	$6,019.20	112.21%
90	TRAFFIC STRIPING 4" SOLID WHITE PAINT STRIPE	7,960	LF	$0.40	$3,184.00		$0.00	8712	$3,484.80	8712	$3,484.80	109.45%
91	TRAFFIC STRIPING 4' DASHED WHITE PAINT STRIPE	2,490	LF	$0.40	$996.00		$0.00	2545.5	$1,018.20	2545.5	$1,018.20	102.23%
92	TRAFFIC STRIPING 12" SOLID WHITE PAINT STRIPE	2,020	LF	$1.05	$2,121.00		$0.00	1834	$1,925.70	1834	$1,925.70	90.79%
93	TRAFFIC STRIPING 24" SOLID YELLOW PAINT STRIPE	48	LF	$4.75	$228.00		$0.00		$0.00	0	$0.00	0.00%
94	TRAFFIC STRIPING 24" SOLID WHITE PAINT STRIPE	260	LF	$4.75	$1,235.00		$0.00	457	$2,170.75	457	$2,170.75	175.77%
95	4" 2-WAY W TYPE II C-R REFL RAISED PVMT MARKERS	156	EA	$4.25	$663.00		$0.00	162	$688.50	162	$688.50	103.85%
96	4" 2-WAY AMBER TYPE II A-A REFL RAISED PVMT MARKERS	360	EA	$4.25	$1,530.00		$0.00	418	$1,776.50	418	$1,776.50	116.11%
97	ALUMINUM SIGN TYPE A SIGNAL AHEAD W3-3	4	EA	$360.00	$1,440.00		$0.00	4	$1,440.00	4	$1,440.00	100.00%
98	ALUMINUM SIGN TYPE A SPEED LIMIT R2-1	4	EA	$360.00	$1,440.00		$0.00	4	$1,440.00	4	$1,440.00	100.00%
99	ALUMINUM SIGN TYPE A LANE REDUCTION W4-2R	1	EA	$360.00	$360.00		$0.00	1	$360.00	1	$360.00	100.00%
100	ALUMINUM SIGN TYPE A RIGHT LEFT LANE ENDS W9-1	1	EA	$360.00	$360.00		$0.00	1	$360.00	1	$360.00	100.00%
101	ALUMINUM SIGN TYPE A TWO WAY TRAFFIC W6-3	1	EA	$360.00	$360.00		$0.00	1	$360.00	1	$360.00	100.00%
	SECTION VII - SWPPP											
102	TURF EST FULL SODDING	800	SY	$4.15	$3,320.00		$0.00	941.84	$3,908.64	941.84	$3,908.64	117.73%
103	TURF EST HYDROMULCH	4	AC	$1,215.00	$4,860.00		$0.00	4	$4,860.00	4	$4,860.00	100.00%
104	INLET PROTECTION BARRIER FOR GRATE INLET	38	EA	$65.00	$2,470.00		$0.00	5	$325.00	5	$325.00	13.16%
105	GRAVEL BAG INLET PROTECTION BARRIER FOR CURB INLET	270	LF	$5.00	$1,350.00		$0.00	41	$205.00	41	$205.00	15.19%
106	STAB CONST ACCESS	200	SY	$1.00	$200.00		$0.00		$0.00	0	$0.00	0.00%
107	ROCK FILTER DAM TYPE I	6	EA	$500.00	$3,000.00		$0.00		$0.00	0	$0.00	0.00%

ESTIMATE NO: 11 & Final

FOR PERIOD: ending 2/28/11

AngelBrothers
Paving and Utility Contractors

CEDAR DRIVE IMPROVEMENTS IH-45 TO SH 3

BID ITEM	DESCRIPTION	BID QUANTITY	UNIT	UNIT PRICE	TOTAL	QUANTITY THIS PERIOD	AMOUNT THIS PERIOD	QUANTITY PREVIOUS PERIODS	AMOUNT PREVIOUS PERIODS	TOTAL QUANTITY TO DATE	TOTAL AMOUNT TO DATE	PERCENT COMPLETE
	SECTION VIII - MISCELLANEOUS ITEMS											
108	WORK ZONE TRAFFIC CONTROL PH I AT ALL LOCATIONS	1	LS	$7,700.00	$7,700.00		$0.00	1.065	$8,200.50	1.065	$8,200.50	106.50%
109	TRAFFIC CONTROL PLAN PH II & III AT ALL LOCATIONS	1	LS	$13,120.00	$13,120.00		$0.00	1	$13,120.00	1	$13,120.00	100.00%
110	MILLED ASPHALT 4" THICK MTRL TO CITY OF LAMARQUE	34,227	SY	$1.15	$39,361.05		$0.00	35218.31	$40,501.06	35218.31	$40,501.06	102.90%
111	ROADWAY EXCAVATION, INCL 5" MILLED BASE TO CITY	6,740	CY	$11.25	$75,825.00		$0.00	6740	$75,825.00	6740	$75,825.00	100.00%
112	ROADWAY FILL	1,250	CY	$5.70	$7,125.00		$0.00	1250	$7,125.00	1250	$7,125.00	100.00%
	SECTION IX - SUPPLEMENTARY ITEMS											
113	WELL POINT DEWATERING SYSTEM	400	LF	$30.00	$12,000.00		$0.00		$0.00	0	$0.00	0.00%
114	EXTRA BANK SAND	300	CY	$10.00	$3,000.00		$0.00		$0.00	0	$0.00	0.00%
115	EXTRA CRUSHED LIMESTONE BEDDING	150	CY	$25.00	$3,750.00		$0.00		$0.00	0	$0.00	0.00%
116	EXTRA CEMENT STAB SAND 2.0 SACKS PER TON	20	TON	$30.00	$600.00		$0.00	47.45	$1,423.50	47.45	$1,423.50	237.25%
117	EXTRA CLASS A CONCRETE	75	CY	$100.00	$7,500.00		$0.00	5.76	$576.00	5.76	$576.00	7.68%
118	EXTRA REINF STEEL	750	LB	$1.00	$750.00		$0.00		$0.00	0	$0.00	0.00%
	ALTERNATIVE "A" - WATER ITEMS											
119	6" W.L. PVC AWWA C900 DR18	68	LF	$36.70	$2,495.60		$0.00	68	$2,495.60	68	$2,495.60	100.00%
120	8" W.L. PVC AWWA C900 DR18	124	LF	$43.50	$5,394.00		$0.00	177	$7,699.50	177	$7,699.50	142.74%
121	10" W.L. PVC AWWA C900 DR18	97	LF	$47.75	$4,631.75		$0.00	41	$1,957.75	41	$1,957.75	42.27%
122	12" W.L. PVC AWWA C900 DR18	1,660	LF	$28.90	$47,974.00		$0.00	1680	$48,552.00	1680	$48,552.00	101.20%
123	6" GATE VALVE	1	EA	$700.00	$700.00		$0.00	1	$700.00	1	$700.00	100.00%
124	8" GATE VALVE	2	EA	$950.00	$1,900.00		$0.00	3	$2,850.00	3	$2,850.00	150.00%
125	10" GATE VALVE	2	EA	$1,350.00	$2,700.00		$0.00	1	$1,350.00	1	$1,350.00	50.00%
126	12" GATE VALVE	3	EA	$1,650.00	$4,950.00		$0.00	3	$4,950.00	3	$4,950.00	100.00%
127	8" WET CONNECTION	2	EA	$450.00	$900.00		$0.00	3	$1,350.00	3	$1,350.00	150.00%
128	10"WET CONNECTION	1	EA	$550.00	$550.00		$0.00	1	$550.00	1	$550.00	100.00%
129	12"WET CONNECTION	1	EA	$600.00	$600.00		$0.00	1	$600.00	1	$600.00	100.00%
130	SHORT SIDE SERVICE RECONNECT	11	EA	$275.00	$3,025.00		$0.00	4	$1,100.00	4	$1,100.00	36.36%
131	LONG SIDE SERVICE RECONNECT	4	EA	$570.00	$2,280.00		$0.00	11	$6,270.00	11	$6,270.00	275.00%
132	FIRE HYDRANT ASSEMBLY	1	EA	$3,000.00	$3,000.00		$0.00	2	$6,000.00	2	$6,000.00	200.00%
	ALTERNATIVE "A" - SANITARY SEWER ITEMS											

ESTIMATE NO: 11 & Final

FOR PERIOD: ending 2/28/11

AngelBrothers
Paving and Utility Contractors

CEDAR DRIVE IMPROVEMENTS IH-45 TO SH 3

BID ITEM	DESCRIPTION	BID QUANTITY	UNIT	UNIT PRICE	TOTAL	QUANTITY THIS PERIOD	AMOUNT THIS PERIOD	QUANTITY PREVIOUS PERIODS	AMOUNT PREVIOUS PERIODS	TOTAL QUANTITY TO DATE	TOTAL AMOUNT TO DATE	PERCENT COMPLETE
133	CLEANING GRAVITY SAN SWR ALL SIZES	1,815	LF	$1.60	$2,904.00		$0.00	1789	$2,862.40	1789	$2,862.40	98.57%
134	TV INSPECTION OF GRAVITY SAN SWR ALL SIZES	1,815	LF	$1.30	$2,359.50		$0.00	1789	$2,325.70	1789	$2,325.70	98.57%
135	RESET-UP OF TV INSPECT OF GRAVITY SAN SWR AL SIZES	3	EA	$530.00	$1,590.00		$0.00		$0.00	0	$0.00	0.00%
136	OBSTRUCTION REMOVAL BY REMOTE DEVICE	3	EA	$265.00	$795.00		$0.00		$0.00	0	$0.00	0.00%
137	OBSTRUCTION REMOVAL BY EXCAVATION	3	EA	$370.00	$1,110.00		$0.00	2	$740.00	2	$740.00	66.67%
138	6" SWR RECONST INSTALL 8.625" OD (DR 19)	140	LF	$29.50	$4,130.00		$0.00	85	$2,507.50	85	$2,507.50	60.71%
139	10" SWR PIPE BURSTING INSTALL 10.750" OD (DR 19)	1,675	LF	$31.25	$52,343.75		$0.00	1649	$51,531.25	1649	$51,531.25	98.45%
140	10" SWR POINT REPAIR 5-10' DPETH 8' LENGTH	3	EA	$1,700.00	$5,100.00		$0.00		$0.00	0	$0.00	0.00%
141	SAG REPAIR ALL SIZES ALL DEPTHS	100	LF	$40.00	$4,000.00		$0.00		$0.00	0	$0.00	0.00%
142	SERV REPLACEMENT BY PIPEBURSTING 4" OR 6"	20	EA	$450.00	$9,000.00		$0.00	18	$8,100.00	18	$8,100.00	90.00%
143	TRENCH SAFETY SYSTEM (WASTEWATER)	50	LF	$3.00	$150.00		$0.00		$0.00	0	$0.00	0.00%
144	MH RECONST	16	VF	$92.00	$1,472.00		$0.00	11.16	$1,026.72	11.16	$1,026.72	69.75%
145	SAN SWR MH BUILT ON EXISTING	2	EA	$1,900.00	$3,800.00		$0.00	2	$3,800.00	2	$3,800.00	100.00%
146	ADJ EXISTING SAN SWR MH	2	EA	$265.00	$530.00		$0.00	2	$530.00	2	$530.00	100.00%
	ALTERNATIVE "A" - PAVING ITEMS											
147	CEMENT STAB SUBGRADE (ROADWAY) 5% CEMENT (30LB/SY)	9,555	SY	$1.60	$15,288.00		$0.00	9626.72	$15,402.75	9626.72	$15,402.75	100.75%
148	CEMENT FOR SUBGRADE (MATERIAL)	143	TON	$104.00	$14,872.00		$0.00	121.26	$12,611.04	121.26	$12,611.04	84.80%
149	LIME STAB SUBGRADE (DRWY) 5% LIME (25LBS/SY)	595	SY	$2.85	$1,695.75		$0.00	734.18	$2,092.41	734.18	$2,092.41	123.39%
150	LIME FOR SUBGRADE (MATERIAL)	7	TON	$144.00	$1,008.00		$0.00	7	$1,008.00	7	$1,008.00	100.00%
151	8" REINF CONCRETE PAVEMENT (ROADWAY) - 1650 LF	9,195	SY	$30.00	$275,850.00		$0.00	9248.69	$277,460.70	9248.69	$277,460.70	100.58%
152	6" REINF CONCRETE PAVEMENT (DRIVEWAY)	620	SY	$42.50	$26,350.00		$0.00	734.18	$31,202.65	734.18	$31,202.65	118.42%
153	6" CONCRETE CURB	3,015	LF	$2.00	$6,030.00		$0.00	2981.5	$5,963.00	2981.5	$5,963.00	98.89%
154	2" HMHL SURFACE (PAVEMENT TRANSITIONS)	5	TON	$150.00	$750.00		$0.00	28.3	$4,245.00	28.3	$4,245.00	566.00%
155	8" BLACK BASE (PAVEMENT TRANSITIONS)	20	TON	$73.50	$1,470.00		$0.00	105.18	$7,730.73	105.18	$7,730.73	525.90%
156	WHEELCHAIR RAMPS W/TRUNCATED DOMES	30	SY	$98.50	$2,955.00		$0.00	29.92	$2,947.12	29.92	$2,947.12	99.73%
157	4-1/2" THICK CONCRETE SIDEWALK	1,570	SY	$32.15	$50,475.50		$0.00	1687.93	$54,266.95	1687.93	$54,266.95	107.51%
158	ADJ EXISTING STM SWR MH	3	EA	$200.00	$600.00		$0.00	3	$600.00	3	$600.00	100.00%

ESTIMATE NO: 11 & Final

FOR PERIOD: ending 2/28/11

AngelBrothers
Paving and Utility Contractors

CEDAR DRIVE IMPROVEMENTS IH-45 TO SH 3

BID ITEM	DESCRIPTION	BID QUANTITY	UNIT	UNIT PRICE	TOTAL	QUANTITY THIS PERIOD	AMOUNT THIS PERIOD	QUANTITY PREVIOUS PERIODS	AMOUNT PREVIOUS PERIODS	TOTAL QUANTITY TO DATE	TOTAL AMOUNT TO DATE	PERCENT COMPLETE
	ALTERNATIVE "A" - SIGNAGE & PAVEMENT MARKING											
159	TRAFFIC STRIPING 4" SOLID YELLOW PAINT STRIPE	3,105	LF	$0.40	$1,242.00		$0.00	3063	$1,225.20	3063	$1,225.20	98.65%
160	TRAFFIC STRIPING 4" DASHED WHITE PAINT STRIPE	1,200	LF	$0.40	$480.00		$0.00	1213	$485.20	1213	$485.20	101.08%
161	TRAFFIC STRIPING 12" WHITE PAINT STRIPE	246	LF	$1.05	$258.30		$0.00	359	$376.95	359	$376.95	145.93%
162	TRAFFIC STRIPING 12" YELLOW PAINT STRIPE	31	LF	$1.70	$52.70		$0.00		$0.00	0	$0.00	0.00%
163	TRAFFIC STRIPING 24" WHITE PAINT STRIPE	31	LF	$4.75	$147.25		$0.00	59	$280.25	59	$280.25	190.32%
164	ALUMINUM SIGN TYPE A SPEED LIMIT R2-1	2	EA	$360.00	$720.00		$0.00	2	$720.00	2	$720.00	100.00%
165	4" 2-WAY W TYPE II C-R REFL RAISED PVMT MARKERS	76	EA	$4.25	$323.00		$0.00	78	$331.50	78	$331.50	102.63%
166	4" 2-WAY W TYPE II A-A REFL RAISED PVMT MARKERS	80	EA	$4.25	$340.00		$0.00	80	$340.00	80	$340.00	100.00%
	ALTERNATIVE "A" - SWPPP											
167	TURF EST FULL SODDING	420	SY	$4.15	$1,743.00		$0.00	466.84	$1,937.39	466.84	$1,937.39	111.15%
168	TURF EST HYDROMULCH	0.5	AC	$1,215.00	$607.50		$0.00	0.5	$607.50	0.5	$607.50	100.00%
169	INLET PROTECTIN BARRIER FOR GRATE INLET	5	EA	$65.00	$325.00		$0.00		$0.00	0	$0.00	0.00%
170	GRAVEL BAG INLET PROTECTION BARRIER FOR CURB INLET	65	LF	$5.00	$325.00		$0.00	24	$120.00	24	$120.00	36.92%
171	STAB CONST ACCESS	100	SY	$1.00	$100.00		$0.00		$0.00	0	$0.00	0.00%
	ALTERNATIVE "A" - MISCELLANEOUS ITEMS											
172	WORK ZONE TRAFFIC CONTROL PH I	1	LS	$1,500.00	$1,500.00		$0.00	1	$1,500.00	1	$1,500.00	100.00%
173	WORK ZONE TRAFFIC CONTROL PHII & PHIII	1	LS	$2,450.00	$2,450.00		$0.00	1	$2,450.00	1	$2,450.00	100.00%
174	MILLED ASPHALT 4" TO PROPERTY OF CITY OF LA MARQUE	9,010	SY	$1.15	$10,361.50		$0.00	9010	$10,361.50	9010	$10,361.50	100.00%
175	ROADWAY EXCAVATION, INCL 5" MILLED BASE TO CITY	2,501	CY	$11.25	$28,136.25		$0.00	2501	$28,136.25	2501	$28,136.25	100.00%
176	ROADWAY FILL	215	CY	$5.70	$1,225.50		$0.00	215	$1,225.50	215	$1,225.50	100.00%
					$3,431,383.25		**$6,677.75**		**$3,476,610.74**		**$3,483,288.49**	

AngelBrothers
Paving and Utility Contractors

CHANGE ORDER SUMMARY

CHANGE ORDER #	DESCRIPTION	QUANTITY	UNIT	UNIT PRICE	TOTAL	QUANTITY THIS PERIOD	AMOUNT THIS PERIOD	QUANTITY PREVIOUS PERIODS	AMOUNT PREVIOUS PERIODS	TOTAL QUANTITY TO DATE	TOTAL AMOUNT TO DATE
1	Relocation of Electrical Service Assocaited with Signal	1	LS	$10,200.00	$10,200.00	1	$10,200.00		$0.00	1	$10,200.00
					$0.00		$0.00		$0.00	0	$0.00
					$0.00		$0.00		$0.00	0	$0.00
					$0.00		$0.00		$0.00		$0.00
					$0.00		$0.00		$0.00		$0.00
					$0.00		$0.00		$0.00		$0.00
					$0.00		$0.00		$0.00		$0.00
					$0.00		$0.00		$0.00		$0.00
					$0.00		$0.00		$0.00		$0.00
					$0.00		$0.00		$0.00		$0.00
					$0.00		$0.00		$0.00		$0.00
	CHANGE ORDER TOTAL				**10,200.00**		**10,200.00**		**0.00**		**10,200.00**

WAIVER AND LIEN RELEASE UPON FINAL PAYMENT

THE STATE OF TEXAS
COUNTY OF HARRIS

The undersigned was contracted or hired by City of La Marque to furnish labor, and/or materials in connection with certain improvements to real property described as follows:
Contractor: Angel Brothers Enterprises, Ltd. Job Name: Cedar Drive Improvements IH-45 to SH3

Contract Date: January 26, 2010 Description: Concrete Paving, W.L. & Sanitary Rehab

Payment: **One Hundred Eighty Thousand Five Hundred Thirty Eight Dollars and 67/00 ($190,131.17)**
For Work Performed Through: February 28, 2011

Upon receipt of this payment and other good and valuable consideration, the receipt and sufficiency of which are hereby acknowledged, the undersigned does hereby waive and release any mechanic's liens or materialman's lien or claims of lien, including and constitutional lien or claim thereto that the undersigned has or hereafter has on the above mentioned real property and/or improvements thereon, on account of any Work furnished or to be furnished by the undersigned pursuant to the above mentioned or otherwise.

The undersigned further certified and warrants that there are no known mechanic's or materialman's liens outstanding as of the date thereof, that all bills incurred by it with respect to the Work will be paid within 10 days of the receipt of the above amount or sooner, and that there is no known basis for the filing of any materialman's lien on the property and/or improvements above described by any person or entity performing work on behalf on the undersigned; and to the extent permitted by applicable law, and undersigned does hereby waive and release any mechanic's or materialman's lien of claims of lien of any other such person or entity, and further agrees to indemnify and hold the owner harmless from any said lien or claim including the payment of related costs, expenses and reasonable attorney's fees.

ANGEL BROTHERS ENTERPRISES, INC.

By

Vice-President
Title

THE STATE OF TEXAS
COUNTY OF HARRIS

BEFORE ME, The undersigned authority, on this day personally appeared Kevin Guy known to me to be the person and officer whose name is subscribed to the foregoing instrument, and acknowledge to me that the executed the same as the act and deed of such corporation, for the purpose of consideration therein expressed and in the capacity therein stated.

GIVEN UNDER MY HAND AND SEAL OF OFFICE ON THIS THE 9th day of May 2011.

MY COMMISSION EXPIRES: 4-15-2014

Kelly K. Reynolds
NOTARY PUBLIC IN AND FOR THE STATE OF TEXAS

KELLY K. REYNOLDS NOTARY PUBLIC STATE OF TEXAS EXPIRES 04-15-2014

ENGINEER'S CERTIFICATE OF COMPLETION

FOR

CONSTRUCTION OF
CEDAR DRIVE IMPROVEMENTS IH-45 TO SH 3

LJA Project No. e019-085d-4

The Engineer hereby certifies that the above described Project has been completed in conformance with the Contract dated January 25, 2010 between the City of La Marque, Owner, and Angel Brothers Enterprises, Ltd., the Contractor.

Items scheduled for corrections, as listed on the Certificate of Substantial Completion, dated December 20, 2010 have been satisfactorily corrected.

Beginning date of Contractor's one (1)-year warranty obligations shall be one year beginning on the date on which the Owner formally accepts the project.

LJA Engineering, Inc.
Engineer

By Ronnie McKinney
Ronnie McKinney
Construction Manager

Date 6/8/11

H:\Construction\Clients\019\085-D Cedar Dr Improvements\WORD CONSTRUCTION FILE DOCS\Construction File Folder Docs\Final Documents\Eng-crt-cmp.doc

ENGINEER'S CERTIFICATE OF COMPLETION

FOR

CONSTRUCTION OF
CEDAR DRIVE IMPROVEMENTS IH-45 TO SH 3

LJA Project No. e019-085d-4

The Engineer hereby certifies that the above described Project has been completed in conformance with the Contract dated January 25, 2010 between the City of La Marque, Owner, and Angel Brothers Enterprises, Ltd., the Contractor.

Items scheduled for corrections, as listed on the Certificate of Substantial Completion, dated December 20, 2010 have been satisfactorily corrected.

Beginning date of Contractor's one (1)-year warranty obligations shall be one year beginning on the date on which the Owner formally accepts the project.

LJA Engineering, Inc.
Engineer

By Ronnie McKinney
Ronnie McKinney
Construction Manager

Date 6/8/11

H:\Construction\Clients\019\085-D Cedar Dr Improvements\WORD CONSTRUCTION FILE DOCS\Construction File Folder Docs\Final Documents\Eng-crt-cmp.doc

JOINT RESOLUTION NUMBER 1164

WHEREAS, the City of La Marque by City Ordinance No. 660 and Galveston County by Commissioners Court order dated March 20, 1997, have established similar programs of comprehensive emergency management which includes the mitigation, preparedness, response and recovery phases of emergency management; and

WHEREAS, the City and County find the vulnerability to many potential hazards is shared by residents of La Marque and the unincorporated portions of Galveston County; and

WHEREAS, the City and County further find that the common goal of emergency management can best be achieved through an organization which shares the combined resources of the City and the County; and

WHEREAS, the contemplated action is specifically authorized by the aforementioned Ordinance and Court Order.

NOW, THEREFORE, BE IT RESOLVED that there is hereby established the Galveston County emergency management organization which shall consist of the officers and employees of the City and of the County as designated in an interjurisdictional emergency management plan, together with such organized volunteer groups as that plan may specify, and

BE IT FURTHER RESOLVED that the Mayor of La Marque shall appoint an Emergency Management Coordinator to coordinate all aspects of the Galveston County program of comprehensive emergency management that relate to the City, including the preparation and maintenance of an interjurisdictional emergency management plan for La Marque and Galveston County in accordance with this resolution.

BE IT FURTHER RESOLVED that this joint resolution will be revised and resubmitted every two years to be in compliance with the election of new mayors.

RESOLVED this the _____ day of _____, 2011.

_____	_____
Bobby Hocking, Mayor City of La Marque	Mark Henry, County Judge County of Galveston

ATTEST:

_____	_____
City Secretary	County Clerk

Fax To
Alex

TED & CINDY MORA
No. 6 Chimney Corners
La Marque, Texas 77568
409.938.8511
morajtjr@yahoo.com

June 20, 2011

Ron Crowder, President
La Marque Economic Development Corp.

Ronnie:

Due to an increase in my responsibilities at the D.A.'s office, it has become increasingly difficult for me to attend and almost impossible for me to remain in attendance for the entirety of the meetings of the board I am able to attend.

I have, therefore, decided that I must resign my position as a member of the board effective with the naming and installation of my replacement.

I regret that this action is necessary, but believe it to be in the best interest of the city in general and the EDC in particular.

Ted

409-935-0400